



Government of Tamilnadu

ENGLISH

V - STANDARD

**Untouchability
Inhuman- Crime**

Department of School Education

**A Publication Under
Government of Tamilnadu
Distribution of Free Textbook Programme
(NOT FOR SALE)**

© Government of Tamilnadu

First Edition - 2011

(This Book published under Uniform System of School Education scheme)

Text Book Team:

Mrs. Ranjith Sarah, BRTE, Udangudi Block, Tuticorn - Dist.

Mrs. Rosary Vincent, BRTE, Karungulam Block, Tuticorn - Dist.

Mrs. M. Kanmani, Govt. Hr. Sec. School, Thiruchendurai, Trichy - Dist.

Thiru. Albert Ruban, St. Joseph Hr.Sec. School, Venkatakulam, Pudukottai Dist.

Mr. M.Anthonisamy, Govt. Hr. Sec. School, Kulithalai, Karur - Dist.

Mrs. R. Kulavathy, P.G. Asst. TVS. Hr. Sec. School, Lakshmpuram, Madurai - Dist.

Review Committee:

Thiru. S. Joshua Arul Singh, P.G. Asst, Govt. Hr. Sec. School, Kodampakkam, Chennai.

Thiru. J.J.Berthrew, Principal (Retd.), Govt. Teacher Trg. Institute, Samuga Rangapuram,
Thirunelveli - Dist.

Chairperson:

G. Geoffrey Davidson, AVS Engineering College, Salem – Dist.

Expert Committee:

Tmt. V. Vijayakanthi, Principal(Retd.,) Govt. Teacher Training Institute for Women, Chennai.

Laser Typeset & Layout : M. Vijayasathy, T.Raghu R. Anandhan.

Illustrations : M. Vijayasathy, R. Anandhan, S. Joshua Arul Singh, N. Gopalakrishnan

Book Wrapper : M. Vijayasathy

Textbook Printing

Tamilnadu Textbook Corporation,

College Road, Chennai - 600 006

Price: Rs.

This book has been printed on 80 GSM Maplitho Paper

Printed by Offset at:

தேசிய கீதம்

ஐன கண மன அதிநாயக ஜய ஹே
பாரத பாக்ய விதாதா
பஞ்சாப ஸிந்து குஜராத மராட்டா
திராவிட உத்கல பங்கா
விந்திய ஹிமாசல யமுனா கங்கா
உச்சல ஜலதி தரங்கா
தவ சுப நாமே ஜாகே
தவ சுப ஆசிஸ மாகே
காஹே தவ ஜய காதா
ஐன கண மங்கள தாயக ஜய ஹே
பாரத பாக்ய விதாதா
ஜய ஹே ஜய ஹே ஜய ஹே
ஜய ஜய ஜய ஜய ஹே!

- மகாகவி இரவீந்திரநாத தாகூர்.

THE NATIONAL ANTHEM

Jana-gana-mana-adhinayaka jaya he
Bharata-bhagya-vidhata.
Punjaba-Sindhu-Gujarata-Maratha-
Dravida-Utkala-Banga
Vindhya-Himachala-Yamuna-Ganga
Uchchhala-jaladhi-taranga
Tava subha name jage,
Tava Subha asisa mage,
Gahe tava jaya-gatha.
Jana-gana-mangala-dayaka jaya he
Bharata-bhagya-vidhata
Jaya he, jaya he, jaya he,
Jaya jaya, jaya, jaya he.

- Rabindranath Tagore.

SHORT VERSION

Jana-gana-mana-adhinayaka jaya he
Bharata-bhagya-vidhata.
Jaya he, jaya he, jaya he
Jaya jaya, jaya, jaya he.

AUTHENTIC ENGLISH TRANSLATION OF THE NATIONAL ANTHEM

Thou art the ruler of the minds of all people,
Thou dispenser of India's destiny.
Thy name rouses the hearts of the Punjab, Sind,
Gujarat and Maratha, of Dravid, Orissa and Bengal.
It echoes in the hills of the Vindhyas and Himalayas,
mingles in the music of the Yamuna and Ganges
and is chanted by the waves of the Indian Sea.
They pray for Thy blessings and sing Thy praise
The saving of all people waits in Thy hand,
Thou dispenser of India's destiny.
Victory, Victory, Victory to Thee.

தமிழ்த்தாய் வாழ்த்து

நீராரும் கடலுடுத்த நிலமடந்தைக் கெழிலொழுகும்
சீராரும் வதனமெனத் திகழ்பரதக் கண்டமிதில்
தெக்கணமும் அதிர்சிறந்த திராவிடநல் திருநாடும்
தக்கசிறு பிறைநுதலும் தரித்தநறுந் திலகமுமே
அத்திலக வாசனைபோல் அனைத்துலகும் இன்பமுற
எத்திசையும் புகழ்மணக்க இருந்தபெருந் தமிழணங்கே!
தமிழணங்கே!

உன் சீரிளமைத் திறம் வியந்து
செயல்மறந்து வாழ்த்துதுமே! வாழ்த்துதுமே! வாழ்த்துதுமே!

– 'மனோன்மணியம்' பெசந்தரனார்.

INVOCATION TO GODDESS TAMIL

Bharat is like the face beautiful of Earth clad in wavy seas;

Deccan is her brow crescent-like on which the fragrant 'Tilak' is the blessed Dravidian land.

Like the fragrance of that 'Tilak' plunging the world in joy supreme reigns Goddess Tamil with renown spread far and wide.

Praise unto 'You, Goddess Tamil, whose majestic youthfulness, inspires awe and ecstasy.'

THE NATIONAL INTEGRATION PLEDGE

"I solemnly pledge to work with dedication to preserve and strengthen the freedom and integrity of the nation."

"I further affirm that I shall never resort to violence and that all differences and disputes relating to religion, language, region or other political or economic grievances should be settled by peaceful and constitutional means."

A STUDENT'S VOW BEFORE MOTHER INDIA

Name :

Class :

School :

I shall overcome the obstacles raised by caste and communal prejudices and work for the greatness of my Motherland putting to the fullest use the benefits that I derive through education.

Vande mataram!

Signature

CONTENT

UNIT	TITLE	PAGE NO
Unit – 1	Prose – Our mother earth	1
	Poem – Wanting an answer	13
Unit – 2	Prose – The Golden Hour	15
	Poem – Little drops of water	28
Unit – 3	Prose – Health is Wealth	30
	Poem – Keeping clean	43
Unit – 4	Prose – The Nightingale of India	45
	Poem – The Flag goes by	58
Unit – 5	Prose – A Friend indeed	60
	Poem – Why?	72
Unit – 6	Prose – Listen to the Spiderman	74
	Poem – The swing	87
Unit – 7	Prose – Deep down the ocean	88
	Poem – The fly	100

FOREWORD

Equity in education is the greatest revolution that is set to achieve Mahatma Gandhiji's mission for powerful India. Education is drawing out the best in the children. Every child is endowed with abundant skills and talents. This innovative educational scheme would unfold the enfolded natural gifts in every child.

Learning is a multi-polar process in which the learner, his / her peers, teachers, parents and the entire environment are involved. English language leaning through the 'Samacheer Kalvi Murai' Caters to the needs and aspirations of the child without discrimination and is set to be effected naturally and spontaneously by providing experiences drawn out from their immediate environment, classroom home and society.

Teachers, the architects of superpower India are entrusted with this noble, creative task. 'They need to be competent, resourceful and dedicated. Text books are tools in their hands in facilitating to bring about desirable changes in children by virtue of knowledge, skill, aptitude, attitude, personality etc. They are embedded with lot of palatable activities, insightful exercises, purposeful projects and vicarious visuals which are to bring in self learning through self expression and effective communication. The educational endeavour would really turn the phase of learning into joyful (இனிமை), simple (எளிமை), and innovative (புதுமை).

Textbook Team

Note to the Teacher:

Even in this fast advancing world with all knowledge and information made easily accessible at every one's reach through computer and mass media, there is still not and will never be a substitute for a classroom teacher. His influence affects eternity. With full trust and confidence in your competence and dedication in your noble profession we invite you to help our children 'acquire' English language skills with ease and joy.

Textbook in English for class five is an innovative, activity-based, competence oriented, learner and teacher-friendly resource reader. It has seven units. Each unit is a collage on one central theme which is presented through different genres like stories, fantasies, dialogues, factual prose, poems, letters and reports. To facilitate easy learning, each unit is branched into six essential component areas: Listening, speaking, reading, vocabulary, grammar and writing. We solicit your full transactional calibre in everyday class teaching preceded by prior preparation and planning.

1. Let us listen :

Speaking a language starts with listening, of course, listening with under- standing. To develop this skill, students need a lot of listening sessions. You are their role model. Your oral reading with correct pronunciation, stress, intonation and pause will help the students to get this skill. Activities like listening to rhymes, songs and stories and involving them in discussions will facilitate gaining speaking skill.

2. Let us Speak :

Every student likes to speak English but enough opportunities are not given to them. Here in this course book, many situations and contexts are designed where in students will be prompted to speak English with ease and confidence. Please involve the students in free, oral practice and causal communication.

3. Let us Read :

Our students must be helped to develop a love for reading as it opens to them various treasures of knowledge. At the primary level, the students take interest in reading for fun and amusement. Stories, fantasies, adventures, dialogue and personal reports will naturally promote a taste for reading.

4. Let us buildup vocabulary :

A good amount of vocabulary empowers learners and keep them self confident and self reliant. A student, when he knows a word, is able to

- (i) recognise it during communication.
- (ii) use it in appropriate situations.
- (iii) Pronounce and spell it correctly. and
- (iv) Understand its relationship with other words.

Exercises on compound words, kinship terms, homophones, similes and metaphors will enhance their word power.

5. Let us Write :

Writing is a creative process as well as an essential tool for communication. So, instead of limiting the students to conventional way of guided and controlled compositions, teachers can encourage them in free and unrestricted activities like writing simple poems, projects, informal letters and developing stories.

6. Let us learn Grammar :

In place of learning grammar rules for doing stereo typed exercises, let us focus our attention and efforts on using grammar for better and effective communication. The following steps of teaching - learning would bring in desired results :

- a) Presentation through illustrations and situations.
- b) Identification and explanation of rules.
- c) Practice d) Application

7. Underlying themes :

Learning at school prepares the students for a better future society. They are to have footing in good values. Each lesson is centered on a specific theme. The course book is designed on the following themes.

Unit-1 : Saving our earth and environment.

Unit-2 : Nurturing good human values.


Unit-3 : Inculcating wealthy habits.

Unit-4 : Promoting patriotic feelings.

Unit-5 : Developing spirit of inquiry and discovery.

Unit-6 : Encouraging sportive spirit and co-operation.

Unit-7 : Advocating fanciful imagination and creativity.



UNIT 1 - PROSE

Pre - Reading :

1. Where do we live?
2. Do you love your home town? Why?
3. What are the special features of your home town?



OUR MOTHER EARTH

Let us read the lesson to know about our Mother Earth.

What a colourful and wonderful planet our earth is! We see various kinds of life forms like animals, birds, plants and insects.

We see mountains, oceans, clouds, rivers and valleys. They are majestic, gentle, pleasant and powerful.

The earth we live in is a colourful planet full of life and rich resources. Some of the living things are found in water, some on land, some on the cold regions and others on the hot regions.

resource	- source of wealth
environment	- the natural world of land, air, sea, plants & animals.
prosperity	- wealth
portray	- show
splendour	- beauty
charm	- attract
captivate	- attract
huge	- big

The surrounding in which they live is called their habitat. Let us take a ride through some of the beautiful spots and learn about our environment.

THE SKY:

Sunrise and sunset captivate our soul.



Moving clouds, colourful

rainbow, gentle rain, noisy thunder, pleasant breeze are Nature's gifts. The moon and stars at night are really a mystery beyond our imagination.



THE MOUNTAINS:

The beautiful snowcapped mountains charm human hearts. The mighty and huge hills are our prosperity. The purple peaks portray splendour.



Terrace farming, coniferous trees and water falls are a real feast to our eyes.



THE VALLEY:

The valley has a green carpet cover with pleasant weather and the silence of the valley is magical. Colourful flowers with honey feed the bees and butterflies.





THE FOREST :

Varieties of fruits and trees provide food and shelter for both animals and birds. Thick forests are real homes for wild animals and birds.

THE RIVER:

How refreshing the sight of a river winding down the nature's lap is! Streams, fountains and springs thrill us.



THE OCEAN:

Ocean is a mighty water body. Two third of the earth is surrounded by water.



Oceans have a wide variety of colourful aquatic plants, fishes of varied size, colour and form. We do get a rich variety of protein food from the oceans. Boats and ships sail on this mighty master.



THE DESERT:

Desert is a hot, dry and sandy area. It is difficult to get water here. The camel, the ship of the desert lives here. The plants are leafless and thorny. Deserts cover about $\frac{1}{5}$ th of the earth's surface. Rainfall is less than 50 cm in a year here.



Now, the trip round the earth comes to an end.

Do you enjoy your ride? Which of these places do you like most?

Do you know our earth is in danger?

Let us take all our efforts to save our Mother Earth.

thrill	- feel excited
aquatic	- living in water
abundance	- great number



Let us understand :



Answer in one or two sentences :

1. What captivates our soul?
2. Describe the mountain tops.
3. How do flowers help bees and butterflies?
4. How do forests help wild animals and birds?
5. What kind of food do we get from the Oceans?
6. Why are the plants in the desert leafless and thorny?

Let us remember :

Do you know what people carry when it rains? Why?

What do you do when you hear thunder? Why?



Let us write :

(a) Look at the picture and write five sentences, using the words given below.

[flood, street, rain, children, people, vehicles]



(b) Match Column - A with Column - B

Column - A

1. camel
2. moon and stars
3. wild animals
4. fish
5. coniferous trees

Column - B

- a. mountains
- b. forests
- c. oceans
- d. the sky
- e. deserts

(c) Fill in the empty squares with the help of the clues given.

a) It is mostly found in the deserts.

	a	m			l
--	---	---	--	--	---

b) We use boats to cross this.

r		v	e	
---	--	---	---	--

c) It frightens us.

t		u		d	e	
---	--	---	--	---	---	--

d) They bring rain.

	l	o		d	s
--	---	---	--	---	---

e) We find seven colours in this

r		i		b	o	
---	--	---	--	---	---	--

(d) Arrange the given words as found in the dictionary.

Example : snow, flora; forest.

flora - forest - snow.

valley, peak, fall, rain, animal, flower, spring, plants, tree, river.

Activity

1. Try to collect pictures of materials that pollute our environment.

(or)

Draw a picture of a scene polluting the environment, which you have noticed in your locality and put it up on your school notice board.

2. Let us discuss in groups about manmade wonders of the world. List them.

Let us listen :



- ▶ Have you ever listened to the laughter of children, sound of thunder, twitter of birds, roaring of the sea or noise of the traffic?
- ▶ Describe each one in a sentence.

- ▶ Listen to the teacher and learn to pronounce the following words:


*nature wonder elephant terrace
resource mountain breeze*

- ▶ Listen to the teacher reading the passage again from the lesson with correct pronunciation, stress and intonation.

Let us talk :



- ▶ How is nature helpful to man?
- ▶ Take the rolls of Shruthi and Edward Practise the dialogue.



Shruthi : Hai Edward !

Edward : Hai Shruthi! When did you return from the Himalayas?

Shruthi : Just this morning. Have you been to the Himalayas?

Edward : No, I have a plan to go next year. Why did you ask me?

Shruthi : I felt very bad to see the Himalayas spoiled.

Edward : How?

Shruthi : People throw rubbish everywhere. Polythene covers add to the worst.

Edward : How about river Ganga ? You should have enjoyed taking bath and admired the power of her flow.

Shruthi : Yes, I did. But the holy river is also polluted.

Edward : What can we do? If we, Indians don't take care of our natural wealth, who else would do then?

Shruthi : Let us take an oath to do something to save our natural resources. All of us do it every day in our school

Edward : Yes, Shruthi , that's right. We'll tell our teacher. Bye then.

Shruthi : Bye Edward.

Let us discuss :

Form into groups of four each and discuss the wonderful places you have visited recently.



Suggest steps you would take to save our natural resources.

Let us read :



Reading is fun.

Read the poem and answer the questions below :

WHO LOVES THE TREES BEST?



Spring



Summer



Fall



Winter

Who loves the trees best? "I" said the Spring,

"Their leaves so beautiful to them I bring".

Who loves the trees best? "I" Summer said.

"I give them blossoms, white, yellow, red".

Who loves the trees best? "I" said the Fall.

"I give luscious fruits, bright tints to all.

Who loves the trees best? "I love them best,"

Harsh winter answered, "I give them rest".

Blossom - flowers

Luscious - nice in smell
and taste

Tint - colour

harsh - rude

- Alice May Douglas.

Answer the following :

1. What are the four seasons mentioned in the poem?
2. What gives leaves to the tree?
3. When do trees get flowers?
4. What does 'Fall' give the trees?
5. Why is winter called 'harsh'? Is it really harsh to the tree?

Read some more poems on "Nature" and enjoy them.

Let us write :

Arrange the following words in rhyming pairs:

Free, rain, mood, play, coat, hood, clay , pain, boat, tree.

Example : tree - free



At home :

Write a paragraph on any one of the topics given below.

(Practise cursive writing)



Rose



Puppy



Moon

Project :

1. Take effort to plant a sapling in your house.
2. Form a club in your village/town to protect plants.

Vocabulary :

Prefix and Suffix



Kate was late to school as she was searching for her books. She misplaced her things in her room. Her room was untidy. She was careless.

Look at the letters in colour. They are called prefixes. **A prefix is a letter or group of letters added to the beginning of a word to change its meaning.**

Example :

un + tidy = untidy
im + possible = impossible
mis + placed = misplaced

Let us make new words with the prefixes given in column A :

Example : re+fresh = refresh.

A
dis _____
re _____
mis _____
im _____
un _____

B
pleasant
appear
possible
fresh
source
understand

Suffix

It is a letter or group of letters added to the end of another word.

Example : care + less = careless

Some more examples.

joy + ful = joyful
luck + y = lucky
manage + ment = management

Grammar

Noun: Noun is a naming word.

1. Look at the picture and name them.



2. Pick out some nouns from the lesson and write them down.

Example : river.

3. Sit in pairs and write some names of things you see in the class room.

Pronoun :

Pronoun is a word used instead of a noun.

The camel lives in deserts. It is called the ship of the desert.

'It' is used instead of camel. So 'it' is a pronoun.

Table showing personal pronouns

Person	Singular	Plural
First person	I, me, my, mine	We, us, our, ours
Second person	You, your, yours	You, your, yours
Third person	He, she, it, him, her, his, hers, its.	They, them, their, theirs

Fill in the blanks with the correct forms of pronouns in the following sentences :

1. Ram is a good boy. _____ is our class leader.
2. Mrs. Prema is our teacher. _____ teaches English well.
3. Arul and Sam are in the same class. _____ are good friends.
4. The lion lives in the forest. _____ is the king of the forest.
5. Boys are in the ground. _____ shirts are dirty.
6. Kala has a brother. _____ name is Deva.
7. Kasthuri dances well. _____ dance teacher is Shobana.

Adjective :

An adjective describes a noun.


Example : tall building = **tall** is adjective; **building** – noun.

Some more examples: **good** girl, **beautiful** rose.

some children, **ten** vessels, **many** bags, **more** pictures.

Making comparisons :

Here is a quick revision of what you have learnt already.



Positive degree	Comparative degree	Superlative degree
good	better	best
bad	worse	worst
cold	colder	coldest
little	less	least
happy	happier	happiest
much	more	most
beautiful	more beautiful	most beautiful
important	more important	most important

Activity :

1. Make a list of adjectives with their nouns found in the lesson "Our Mother Earth".
2. Write the other degrees of comparisons for those adjectives.
3. Collect the following details about your classmates.



Who are –

- taller than you.

- shorter than you.

- younger than you.

- older than you.

- leaner than you.

- fatter than you.

- who is the fastest runner?

- who is the quickest to answer?

- who is the quietest?

- who is the most talkative?

UNIT 1 - POEM

- ⇒ Sometimes we see branches of trees swaying. What does it indicate?
- ⇒ Have you ever watched the sky at night?
- ⇒ Do you enjoy looking at the sky at night? Why?

WANTING AN ANSWER

When the wind blew from north,
My mind came to a halt,
My ears listening to the soft *whispers* of the wind,
And my skin, feeling the soft touch.
The full moon *glancing* at me,
Seeming, as a *cute* smile on its face.
My mind wanting to ask questions to the moon,
“Is my life *bane* or a *boon*?”



There came the reply
“It's as you make use of it with present or past”
I got that it's as much as the time lasts.
So live your life up to the *brim*,
But never, ever go beyond the *rim*!

- By Suraj Nair

whisper	- speak softly
glancing	- looking quickly at something
cute	- attractive
bane	- misery
boon	- useful
brim	- full
rim	- margin

About the poem :

The child feels the touch of nature and feels guilty of losing / wasting his past life without knowing the richness of it. It's an awareness to make use of his time with nature.

Let us understand :

Answer the questions in one or two sentences.

1. What does the child listen to?
2. Who glances at the child?
3. What question does the child ask the moon?
4. Does the moon reply to the child? What is it?
5. Note the rhyming words as the teacher reads the poem aloud.

UNIT 2 - PROSE

Pre - Reading :



1. Do you get pocket money?
2. What do you do with it?
3. Have you ever helped a person in need?
4. What would you do if somebody hurts your feelings?

A GOLDEN HOUR



"Oh! Anand, why are you looking sad?" asked his teacher Mrs.Kamala. Anand began to weep loudly. Mrs.Kamala went near him. She put her hands fondly around his shoulder and consoled him. She allowed him to sob for some time. When Anand stopped weeping, Mrs.Kamala asked him the reason for his tears.

Anand said, "My elder sister Vanitha broke my 'piggy bank' without my permission. I have been saving money, little by little for six months"

Mrs. Kamala was surprised and asked Anand, "Really! Do you have the habit of saving money?"

weep	- cry
sob	- cry noisily
fondly	- full of love
console	- comfort
piggy bank	- a child's saving box shaped like a pig with a slot for coins.
modestly	- humbly
congratulate	- praise



“Yes” replied Anand modestly. Mrs.Kamala congratulated him on his good habit. Then she asked him, “Why did Vanitha break your 'Piggy bank?”

“She used that money to help somebody”.

‘Excellent! who did she help?’

Anand started to narrate.



'My sister Vanitha was reading her lesson yesterday. Suddenly she heard a loud noise. She went out and saw that it was an accident. Within a few minutes, a crowd gathered there. She too ran to the spot. A car had dashed against a tree. Two passengers lay there unconscious. She called the 108 Emergency Ambulance.

She needed money to give first aid before the Ambulance arrived. So she rushed through the crowd. She reached home. She searched for money all around. She saw my 'Piggy bank'. She broke it and used up my money to save the accident victims. She was sorry for taking my money without my permission. She said it several times. But I am still angry with her.”

gather	- come together
emergency	- an urgent occasion
ambulance	- vehicle to carry sick people
victims	- persons harmed as a result of an accident.

Mrs.Kamala asked him, “What did your parents say?”

“My parents too supported her”.

“You should be proud of her, Anand” said Mrs.Kamala “But why?” asked Anand.

Mrs.Kamala said, "You could save only money but your sister has saved two precious lives. Your money has helped. It was really a golden hour that your sister had taken a right and wise decision."

"Anand's face brightened up and he said, "My sister is a wonderful girl!"

"What a beloved brother you are!" Mrs.Kamala said.

On hearing this, the whole class stood up and cheered him up clapping hands, clapping hands, clapping all the way.....



**Where mercy, love and pity dwell
There God is dwelling too!**

- William Blake.

Let us understand

Answer the following questions :

1. Who was looking sad?
2. Why did Mrs.Kamala go near Anand?
3. How did Anand save money?
4. Who broke the 'piggy bank'? Why did she do it?
5. Where did the ambulance take the victims to?
6. Who is a saviour?

Let us build up vocabulary

(I) Supply the missing letters :


- | | |
|-----------------|--------------|
| 1. c_nso_e | 6. _mb_la_ce |
| 2. mo_es_ly | 7. f_rg_ve |
| 3. f_n_ly | 8. sa_io_r |
| 4. con_ra_ul_te | 9. be_o_ed |
| 5. em_rge_cy | 10. p_ec_ou_ |

(II) Say True or False :

1. Mrs.Kamala showed affection to Anand.
2. Anand's parents supported Anand.
3. Vanitha informed 108 Emergency Ambulance.
4. The victims were taken to the bank.
5. Anand's parents advised him to forgive Vanitha.

Let us find meaningful words :

Some of the words found in the text are hidden in the Puzzle. Encircle them.



Let us listen



Let us listen and understand.

'THE SNAKE



A man was coming home from work one day. It was very cold and the man was nearly frozen.

As he walked along, he saw a snake. "Poor thing!" he said, 'It is half dead with cold. It must be as cold as I am".

He took up the snake. It was stiff with cold. He took it home with him. Then the man put the snake near the fire to warm it. The children came round to watch it.



As soon as it was warm, the snake began to move about. The first thing it did was to try to bite the children. When the man saw this, he took up a stick and drove the snake away saying, "I saved your life when you were nearly frozen but you tried to bite my children. So, you have no place here."

Let us understand

Answer the questions :

1. Why was the man nearly frozen?
2. Why did he take pity on the snake?
3. Where did he take the snake?
4. What did he do to warm the snake?
5. Why did he drive the snake away?

Paragraph - 1

Arrange the sentences in the right order. While writing the paragraph use the pronoun 'he' and 'it' properly

1. The man was nearly frozen.
2. The man put the snake near the fire to warm it.
3. The man saw a snake.
4. A man was coming home from work.
5. The snake was stiff and cold.

Paragraph - 2

1. So, this snake had no place in our society.
2. The man drove the snake away.
3. The snake tried to bite the children.
4. The snake began to move about.
5. The man took up a stick.

Choose the main idea in the story from the ones given below :

1. People should not be kind to animals?
2. People won't be kind to thankless people?
3. Be good and do good?

Let us speak



I. Students sit in pairs, talk about their likes and preferences.

Example : I like all fruits. I prefer mangoes to grapes.

I am

I live in.....

I like to eat..... and

But I preferto

My friend likesand

But he prefers to

My ambition in life is to become.....



II. Students sit in groups of five and prepare a list of their likes and dislikes and the reasons for them and share them among their groups.

Name	Likes	Reason	Dislikes	Reason
Flowers				
Fruits				
Eatables				
Game				
Hero				
TV Channel				

Let us read :



Listen to the teacher reading the following passage with attention.

“Oh! Anand
.....
.....

“Excellent! who did she help?”

Divide yourselves into five groups.

Practise reading aloud with attention to

(a) pronunciation and stress of words like: be'gan, con'soled, 'stopped, 'asked, 'reason, 'modestly, con'gratulated, ex'cellent.

(b) to intonation (change of tune of voice)

1. Why are you looking sad?


2. Really! Do you have the habit of saving money?

Let us write :




1. Have you ever felt sad? Why?
2. What are the ways to save money now-a-days?
3. How do you spend your pocket money?
4. How will you behave if you were in the situation of Anand?

I. Filling in forms



1) Your uncle presented you Rs.100/-on your birthday. You want to save it in a Bank. Fill in the “Pay-in-slip”.

Code No. 4681 Pallava/05-08		Code No. 4681 Pallava/05-06		Instalment for (if applicable) _____		Month _____		Year _____	
State Bank of India Account No. _____ Branch KULITHALAI DATE _____ 200____		State Bank of India Account No. _____ Branch KULITHALAI DATE _____ 200____		CA / SB / RO / CC / DL / TL / ACCOUNT PAY-IN-SLIP NOTE: Please use separate slips for depositing Cash, Cheques, Drafts etc.		ACCOUNT NUMBER Di _____ 200____			
FOR THE CREDIT OF		PARTICULARS		Rs.		P.			
AMOUNT (in words) Rupees				FOR THE CREDIT OF THE ACCOUNT OF		(Name)			
PARTICULARS				AMOUNT (in words)		Rupees		Rs. P.	
S.W.O.		S.W.O.		CASH OFFICER/ PASSING MANAGER/ CASE MANAGER		PARTITION No.		DEPOSITED BY (Signature)	
Cash officer/ Passing Manager/ Case Manager		Change of address if any _____		Phone _____					

- 2) Mala wants to withdraw Rs.500/- from her SB account in a Bank. She does not know how to fill in withdrawal form. help her fill in the withdrawal form

NOMINATION FACILITY AVAILABLE	Have you applied for ATM Card ?		Branch
	STATE BANK OF INDIA SAVINGS BANK WITHDRAWAL FORM		IKULITHALA - 0863
	Note : This form is not a cheque, Payment will be refused is not produced with this form		
	Account No. _____		
	PLEASE PAY SELF ONLY		
	Rupees _____		
	AND DEBIT THE AMOUNT TO MY/ OUR ABOVE SAVINGS BANK ACCOUNT		
	Token No.	PAY CASH	Rs. _____
	Scroll No.	Passing Officer	Account Holder
	Name of the A/c Holder		Address
		Phone _____	

RF. 19 C660 - 4554

- 3) You want to go to Chennai from Salem. Book a ticket in Chennai Express train No.1064 in second class for your journey on 20th of this month. Boarding place is Salem Town.

RAILWAY RESERVATION/CANCELLATION/REQUISITION FORM	
<input type="checkbox"/> If you are a Student Traveller <input type="checkbox"/> If you are a Child Traveller <input type="checkbox"/> If you are a Senior Citizen Traveller <input type="checkbox"/> If you are a Person with a physical disability	<input type="checkbox"/> Yes <input type="checkbox"/> No
Please use the correct reservation code for the train as per the Railway Rules. Please carry a valid ID card during the journey to avoid any inconvenience.	
Train No. A. Name _____ Date of Journey _____ From _____ To _____ Reservation class _____ Quota _____ Berth _____ Cabin _____ Coach No. _____ Seat No. _____ Fare _____ Ticketing Date _____ Station of Issue _____ Station of Destination _____ Station of Reservation _____ Station of Cancellation _____ Station of Requisition _____ Station of Payment _____ Station of Ticketing _____ Station of Reservation _____ Station of Cancellation _____ Station of Requisition _____ Station of Payment _____ Station of Ticketing _____	Reservation Code _____ Reservation Date _____ Reservation Time _____ Reservation Station _____ Reservation Class _____ Reservation Quota _____ Reservation Berth _____ Reservation Cabin _____ Reservation Coach No. _____ Reservation Seat No. _____ Reservation Fare _____ Reservation Ticketing Date _____ Reservation Station of Issue _____ Reservation Station of Destination _____ Reservation Station of Reservation _____ Reservation Station of Cancellation _____ Reservation Station of Requisition _____ Reservation Station of Payment _____ Reservation Station of Ticketing _____

Note to the teacher :
Xerox the form and ask children to fill up.

Grammar

Preposition

Preposition of time : at, on, in.

We use these prepositions to say when.

We use 'at' with particular time such as a clock time, meal time or festival seasons.

Example :

1. I get up **at** 5 o'clock.
2. Our school starts **at** 9.30.a.m.
3. They work even **at** night.



Example : On --We use 'on' with a single day or date.

1. We cut cakes **on** birthdays.
2. I go to my uncle's house **on** Sundays.
3. The school reopens **on** Wednesday.
4. He visits his relatives **on** holidays.
5. They returned **on** 7th June.



Example : In — month, year, season. We use 'in' for larger periods.

1. We got freedom **in** 1947.
2. I was born **in** 2001.
3. We wear cotton dress **in** summer.
4. We use umbrella **in** raining seasons.
5. They will return **in** May.




Write this sentence in your copy book : We got freedom at midnight on 15 in August in 1947. (cursive writing)

Prepositions of place :

We use these prepositions to say where.

- I. Make sentences from the table. The picture will help you.



The parrot flew	under over around through into	the	mango tamarind neem coconut palmyrah	tree
------------------------	---------------------------------------	------------	---	-------------

II. This is Raghim's garden. Draw the worms as directed.

Use colour pencil's to draw the worms

- a) - a worm beside the sprinkler.
- b) - a worm going through the pipe.
- c) - a worm among of flowers.
- d) -a worm between the rows of carrots.
- e) - a worm near the pumpkin.
- f) - a worm on the cabbage.
- g) - a worm going through the loop in the hose.
- h) - a group of worms around the ball.
- i) - a fat worm in front of the rake.



Interjection

An interjection is a word that expresses a sudden feeling or an emotion



Oh!



Alas!



Hurrah! Bravo!

Example :

Note : Interjection usually comes at the beginning of the sentence.

Look at these sentences

1. Oh! Anand, why are you looking sad?
2. "Really! Do you have the habit of saving money!"


In the above sentences, "Oh!" and "Really!" are the words expressing some sudden feeling or emotion. These words are called interjection.

Activity :

Put in appropriate interjections in the following contexts.

1. Today is Samson's birthday. His friends have presented him a golden watch. On seeing the golden watch Samson expresses his feelings.
“ _____, What a beautiful watch it is!”
2. The class teacher arranged a trip to the Planetarium at Trichy. While the pupils were observing the sky, they exclaimed,
“ _____, What a lovely scene it is!”
3. Kumar met with an accident. His friend informed it to the class. All the boys reacted and said,
“ _____, sad! What a pity!”

Kinship



father, mother, brother, sister, husband, wife, uncle, aunt, cousin, nephew, niece, grandfather, grandmother, grandchildren, father-in-law, mother-in-law, brother-in-law, sister-in-law, daughter-in-law, son-in-law

Fill in the blanks with suitable kinship words :

1. Velen is Harish's _____.
2. Sheela's grandfather is _____.
3. Vijay's father is _____.
4. Divya is the daughter of _____.
5. Raja's daughter is _____.
6. Raja is Divya's _____.
7. Raja and Divya are _____ and _____.
8. Ramani is Raja's _____.
9. Vijay is Raja's _____.
10. Sheela is Divya's _____.
11. Mala is Harish's _____.
12. Vijay is Harish's _____.

Do you Know

1. The most common name in the world is Mohammed.
2. Women blink nearly twice as much as men.




UNIT 2 - POEM

LITTLE DROPS OF WATER



Little drops of water,
Little grains of sand,
Make the mighty ocean
And the pleasant land.

Little deeds of kindness,
Little words of love,
Make this earth an Eden
Like the heaven above.



And the little moments,
Humble though they be,
Make the mighty ages
of eternity.

- Mrs.J.A. Carney (1845)

I. Find out the meaning from the dictionary :

kind -

humble -

deeds -

ages -

mighty -

eternity -

ocean -

Eden -

pleasant -

heaven -

II. Read the poem and fill in the blanks with suitable words :

1. Little grains of sand make _____.
2. _____ make the mighty ages.
3. Little drops of water make _____.
4. _____ make this earth an Eden.
5. Kind _____ and kind _____ can make the earth a heaven.

III. Answer the questions :

1. What is the earth compared to?
2. What do you learn from this poem?
3. Do you like this poem? Why?

UNIT 3 - PROSE

Pre - Reading :

1. Why do people go to hospitals?
2. Why do people fall sick?
3. Do you fall sick often?



HEALTH IS WEALTH



School reopens after holidays. Children are happy talking about their vacation to one another. The teacher enters the classroom and they greet her cheerfully.

Students: Good morning teacher!

Teacher : Good morning children! It is nice to see you all again. But why is Rahul absent? What happened to him?

Ajay : Rahul is suffering from typhoid. He often eats snacks sold outside the school.



Teacher : Children, flies and germs sit on uncovered food. Eating such food makes us sick. Let us congratulate Ajay and John for not taking leave even for a single day during the last term. How was it possible boys?

John : My parents advise me to cultivate healthy habits. So I don't fall sick. I don't take any leave.



Teacher : Good. But how to cultivate healthy habits?

Rahim : We must get up early in the morning.

Teacher : That's true! *Early to bed and early to rise makes us healthy wealthy and wise!*

Archana : We must brush our teeth both in the morning and at night. Without brushing we must not eat anything. We have to rinse our mouth after every meal or snack.



Teacher : What else do you do in the morning to keep yourselves clean?

John : Taking bath twice a day in clean water is better. After bath we wear clean clothes and comb our hair neatly. We cut our nails every week.



cheerfully - happily
typhoid - an infectious fever
snacks - small quantity of food eaten between meals
germs - micro organisms

Teacher : That's nice! How often do you wash your hands?

Ajay : I wash my hands before every meal. After playing I wash my hands, legs and face. It is very important to wash with soap.



John : And after using toilets too.

Teacher : Fine! How do we take care of our health?

Archana : Eating the right food at the right time is good for our health.



Teacher: Well! What is right food?

Rahim : Carbohydrate, protein and vitamins make a balanced diet. Fresh vegetables and fruits are full of vitamins and minerals.

Archana : Yes, Mam. We learnt it from our science book.

Teacher : That's a good answer. Children, we need to drink six to eight glasses



of water a day. Now, this question is to Rahim. Do you help your mother?

cultivate - develop
rinse - wash with clean water
vitamins - essential food components
minerals - inorganic substances needed for good health.

Rahim : Oh, yes! I wash the vegetables and fruits and even fetch drinking water.

Archana : Mam, I too sweep and mop my house daily. I like to sing this song when I sweep.



*Sweep the passages clean
Swish, swish, swish
Scrub the kitchen floor
Scrub, scrub, scrub.
Wash your clothes fine
Tumble, tumble, tumble.*



Ajay : I throw the garbage only in the bin.

Teacher : Do you cover the garbage bins?

John : Why should we cover the bins, mam?

Teacher : Can anyone answer John's question?

Archana : Yes, I can. Sometimes, birds and animals scatter the rubbish everywhere and make the place dirty.

Ajay : My neighbour's children spit everywhere and throw rubbish all around.

Teacher : Ajay, you must tell them not to do that. We must keep our surrounding clean always.

Teacher : Thank you children! You all have learnt a lot on health and hygiene today. I hope you will follow these habits and lead a healthy and happy life!



scrub - rub hard
tumble - fall suddenly
garbage - rubbish or waste
scatter - throw in all directions

Let us understand

Questions :

1. Why is Rahul suffering from typhoid?
2. What is a balanced diet?
3. Why should we cover garbage bins?
4. **Fill in the blanks :**
 - a) _____ make our life healthy and happy.
 - b) We need to drink _____ glasses of water.
5. **Say True or False :**
 - a) We have to rinse our mouth after every meal or snack.
 - b) John falls sick often as he has unhealthy habits.



Activity :

I. Learning can be fun. List out 5 good and 5 bad habits from the lesson :

Good habits

1. _____
2. _____
3. _____
4. _____
5. _____

Bad habits

1. _____
2. _____
3. _____
4. _____
5. _____

II. Shall we look at the picture and answer the questions?

1. Do you like the picture? Why?
2. What change do you want in the picture?



Let us build up vocabulary

I. Choose the correct meaning of

1. **cultivate**

- a) develop b) call c) clean

2. **scatter**

- a) scale b) seating c) throw everywhere

3. **rinse**

- a) wash b) rash c) rose

4. **scrub**

- a) rub b) rob c) scream

5. **garbage**

- a) garage b) rubbish c) bag

II. Shall we find out the opposites? (Antonyms)

1. clean x dir__
2. healthy x __ healthy
3. covered x op__ ed
4. early x l_ t_
5. right x w_ on_

Let us learn :

Read the poem and answer the questions :

Gathering leaves

Spades take up leaves
No better than spoons
And bags full of leaves
Are light as balloons.



I make a treat noise
of rustling all day
Like rabbit and deer
Running away.



- Robert Frost.

Questions

1. How do spades look like? (spoons)
2. What is as light as balloons? (bags full of leaves)
3. What is the rustling sound compared to? (Rustling is like running of rabbit and deer).

These comparisons are called Similes. Simile is a figure of speech in which one thing is compared to another using the words '**as**' or '**like**'. Metaphor is a figure of speech in which a word stands for something else. 'Spades are spoons'. They do similar work of taking up things. So the sentence is a metaphor.

Give your examples of similes and metaphors.



Let us listen

Your teacher say these sets of words slowly

Example: **cell,** **Sell,** **shell**
 a **b** **c**

I. Each set has 3 words. One of the words sounds different from the other two. Circle it. Listen very carefully.

1. bun, burn, bun.
2. sheep, sheep, cheap.
3. zinc, sink, sink.

4. feather, leather, feather.
5. wash, wash, watch.

Note: The teacher can ask the students to do this exercise in a separate sheet of paper.

II. Listen how your teacher says the following. Listen to his / her tone carefully.

put if it is a question.

put if it is a statement.

1. We want a pair of scissors
2. Where are the scissors
3. Didn't you find it in the thread box
4. No, it is not there
5. Where did you keep it



Note: This exercise also can be done in a separate sheet of paper.

Let us speak



This is a dialogue between two friends

Rani : Hello Raji! How are you?

Raji : I am fine. Thank you. How do you do?

Rani : I am fine. Yesterday was a holiday, what did you do?

Raji : I went to the Merry World theme park. We went for many water rides. How did you spend your time yesterday?

Rani : I went to the exhibition. The ride in the giant wheel was frightening. I visited many stalls. I bought some books.

Ok. We'll talk later, Bye!

Let us take turn and practise the above dialogue. Ask some more questions like :

- a) What did you buy in the exhibition?
- b) Where did you eat your lunch yesterday?
- c) How did you go to the exhibition?

Let us read



How are the underlined words used.

As white as snow

As tiny as ants



The underlined words are used for comparison.

These comparisons are **similes**. **Simile** is a figure of speech in which one thing is compared to another using the words 'as' or 'like'.

Let us make comparisons using the adjectives in the box.

- a. As _____ as a giraffe
- b. As _____ as a tortoise
- c. As _____ as honey
- d. As _____ as a rose
- e. As _____ as night



dark
sweet
red
tall
slow

- 1. He is six feet. He is _____
- 2. The eatable is very sweet. It is _____
- 3. Power went off. The room became _____

4. She is fair. She is _____ .

5. The gardener has become old. He is _____ in his work.

The letters **'a, e, i, o, u,** are the vowel letters and all the other letters are consonants



Can you think of a word that has all the vowel letters?

Clue: It is related to your studies. It ends with a suffix –ion.

Let us learn something new :



a. We drop the silent 'e' at the end of a word when we add a suffix beginning with a vowel.

Example : live + ing = living

move + ed = moved

b. We double the last letter and add 'ing'

Example : run + ing = running

cut + ing = cutting

c. When we add 'ful' to words which have 'll', the second 'l' is dropped.

Example : skill + ful = skilful

will + ful = wilful

Shall we try?

Drive + er = _____

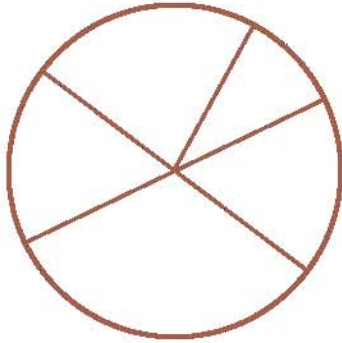
Give + ing = _____

Come + ing = _____

take + ing = _____

The vowels 'a,e,i,o,' appear in many words but 'u' is rare. Of all the vowels the use of 'u' is only 8% .

Fill the pie-chart with the given data.



u-8, a-21, e-32, i-19, o-20

1. There is a seven letter word which has three 'U's. What is it?

juenun

2. Make as many words as you can from EDUCATION. – Put them in the table below.

Words with

One letter	Two letters	Three letters	Four letters
I	on	cat	note

Let us write :



Do you know how to write a letter to a friend or relative? A letter of this type is known as a friendly or an informal letter.

Rahul is inviting Ravi to spend his holidays with him.

D, 40. 7th street
New colony,
Salem - 20

12.10.2011

Dear Ravi,

How are you? How did you Write your examinations? As our holidays have started, we are planning to go to Yercaud. Would you like to join us? Convey my regards to all at home.

Yours friendly,
S. Rahul

Address on the envelope :

P. Ravi
B, 21, 2nd street,
Gandhinagar,
Chennai-20.

Activity :

Help Ravi to write a reply to Rahul.

Grammar

You have already learnt how to make **statements** (Declarative) and **questions** (Interrogative)

Let us learn two more kinds of sentences in this class. They are **Imperatives** and **Exclamatory** sentences. Imperatives are sentences which give suggestion, instruction request and commands.

Suggestions :

You will find these words 'Let us' in all the exercises in your book. This 'let us' make suggestions. Write four suggestions.

Example : Let us do the work.
Let us not waste time.
Let us all be united.
Let us share our ideas.

Request :

You have been practising it everyday. Write 4 requests.

Example : Ask for a thing from your friend.

Give me your pen please.

Ask your neighbour to do something for you.

Please close the window.

Command :

What do you do in your Physical Education / Yoga class? What are the commands your teacher gives? Write 4 commands.

Example : Stand straight.

Instruction :

What instruction does your teacher give at the exam hall? Write 4 instructions.

Example : Write the question number clearly.

Write 4 instructions you will give to your friend to draw the picture of a cat or human face.

Exclamatory Sentences (!) :

We use these sentences to express our feelings like joy, shock sorrow etc.

Examples : How beautiful the lotus is!

What a pity! The poor man is lying in the gutter.

How serious pollution is! But what a pity! No body cares!

Write four exclamatory sentences.

UNIT 3 - POEM

KEEPING CLEAN



Every morning we get up
There are things that we must do!
Keeping clean can be much fun
For you and everyone!



We wash our hands, we rub and rub
We wash our faces as you can see.



Brush up and down, up and down
Come brush your teeth with me!



- Anonymous

Let us answer the questions given in speech bubbles.

What do you do
in the morning?

How do we wash
our face and
hands?

How do we
brush our teeth?

What can be
much fun?



What is rhythm?

Rhythm is the regular sound or movement in a poem.

In the nursery rhyme "Twinkle, twinkle little star" the rhythm goes like this - 'tumti tumti tumti tum'. With this rhythm in mind let us read the poem 'Tiger'.

TIGER

Tiger! Tiger! Burning bright
In the forest of the night
What immortal hand or eye
Could frame thy fearful symmetry

- William Blake



UNIT 4 - PROSE

Pre-Reading :

1. Have you heard about our national leaders?
2. Name a leader you like most.
3. Mention any woman leader you like.

“Oh, women of India! Let us join Gandhiji in his freedom struggle.”

Do you know, who gave this call? Was it Nehru? No. Was it Patel? No.

It was a woman! Yes, you are right. It was Sarojini Naidu.



THE NIGHTINGALE OF INDIA

Sarojini Naidu was a great patriot. She was a renowned poetess and an orator. She was a popular heroine of the 20th century. She is fondly called “the Nightingale of India. Her birthday is celebrated as Women's Day.

Sarojini was born on February 13, 1879 in Hyderabad. Her father was Dr. Aghornath Chattopadhyaya and he was a scientist. Her mother was Mrs. Bara Sundari Devi and she was also a Bengali poetess.

Patriot	- a lover of mother land
century	- a hundred years
renowned	- famous
scientist	- an expert in science



Young Sarojini was a bright girl. She was tender-hearted and full of love for the motherland. Her father wished her to become a mathematician or a scientist. But she liked poetry. Once she was working out an algebra problem. She was unable to find the solution.

She took a break. During the break, she wrote poems in English. Then she wrote a long poem. The title was "The Lady of the Lake." Her father understood that she was interested in poetry. He encouraged her to write poems. She wrote poems vividly with simple ideas. Her poems could be sung easily. Her famous collections were **"The Bird of Time"** and **"The Broken Wings"**.

orator	- a good speaker
fondly	- lovingly
nightingale	- a song bird
solution	- answer
willingly	- eagerly
accompanied	- went along
problem	- sum
encouraged	- supported
vividly	- clearly
dedicated	- devoted
struggle	- fight for a cause

Sarojini got married to Dr. Govind Naidu, when she was a nineteen-year-old girl.

In 1916, Sarojini Naidu met Mahatma Gandhi. She joined willingly the freedom movement and non-cooperation movement. She dedicated herself to the freedom struggle of her homeland. In 1931 she accompanied Gandhiji to England for the Round Table Conference for Indian – British cooperation. In 1942, Sarojini Naidu took part in the freedom protest. She was arrested for her anti-British activity and put in jail for 21 months along with Gandhiji.





She fought vigorously for the rights and well-being of the Indian women and she was responsible for their awakening. She was successful in reestablishing self-esteem among the women of India.

After independence, she became the Governor of Uttar Pradesh and she was the first woman governor in India.

She passed away on March 2, 1949.

vigorously - actively
self-esteemed - what one thinks of oneself
passed away - died

Let us understand :

1. Who is fondly called the Nightingale of India?
2. What is special about her poetry?
3. What are her famous collections of poems?
4. When did she join the freedom movement?
5. What did she do for the women of India?
6. You are the children of Mother India. How will you show your love to India?

Let us choose:

1. Sarojini Naidu's birthday is celebrated as
a) Children's day b) Teachers' Day c) Women's Day
2. Sarojini Naidu was born in
a) Bangalore b) Hyderabad c) Mumbai
3. Sarojini Naidu's father was a
a) pilot b) scientist c) lawyer

Let us fill in the blanks with suitable words given in the box below :

fondly renowned accompanied patriot tender-hearted

1. Subash Chandra Bose was a great _____.

2. Rabindranath Tagore was a _____ poet.
3. Mother Teresa was a _____ lady.
4. Suresh _____ his grandfather to hospital.
5. The mother looks after the child _____.



Let us do :

1. Here is a glass jar. There are no sweets in it. But it is full of letters. Take letters from the glass jar and make words for the meanings given below. The words are taken from the lesson.



Example : One who writes poems - poet

1. An expert in science _____.
2. One who loves his/her own country _____.
3. Fight for a cause _____.
4. A hundred years _____.
5. An expert in mathematics _____.

2. Collect pictures of various women leaders of India and prepare an album. Write a paragraph about them under the pictures.



Let us listen :

The teacher reads the rhyme with rhythm. Listen to the teacher carefully.

Clap your hands
 Clap your hands
 Listen to the music and
 Clap your hands.



Stamp your feet
Stamp your feet
Listen to the music and
Stamp your feet.



Turn around
Turn around
Listen to the music and
Turn around.



Jump up high
Jump up high
Listen to the music and
Jump up high.



Wave your hand
Wave your hand
Listen to the music and
Wave your hand.



Let us do :

The class may be divided into two groups. Each should give words which rhyme with the words said by the teacher.

Example : Teacher : Ball

- Group A : Tall
Group B : Fall
Group A :

late, dear, hill, pen, dream, make

The teacher reads out words from the list in a random manner. Each group gets one point for each rhyming word. Each group can give rhyming words in turns.

Let us speak



Let us recite and enjoy :

Let us recite the rhyme with actions. (clapping, stamping, turning around, jumping and waving hand)

Let us read



Activity - 1

Here is an exercise in '**Quick reading**' (scanning)

One of you can do this :

Open your book at any page, read out a name, a new word or a sentence that is important on that page.

Ask one of your classmates to find the word and tell the page number, paragraph, and line. You can give them clues – 'this is between page _____ and _____. This is somewhere in unit - 1. Give a little time. When a student has found out, ask him to wait. Give others a chance – then ask for the answer. Repeat this exercise three or four times with different word/sentence each time.

Let us write :



1. Read the following story and complete it.



Once there lived a merchant in a village. His name was Ramu. He owned a horse and an ass. He used the ass to carry a heavy load. But the horse always carried a light load.

One day the ass fell ill. It became weak. It was not able to do any work. It was not taken out for many days.

One day the merchant took the ass and the horse to a fair. The ass carried a heavy load. But the horse did not carry any load. On the way, the ass requested the horse to carry a part of its load for a short distance.



The horse refused. The ass became tired. It could not move further. It fell down on the ground.

The merchant shifted the load onto the horse and forced it to carry. The horse.....

2. Let us write four sentences on the leader you like most.

Grammar

Verbs are action words

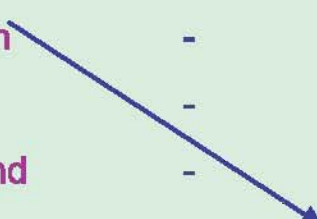
We have learnt about verbs (action words) in Class III & IV

A. Let us underline the action words in the sentences given below :

1. (Example) Tom reads a novel.
2. Monkeys jump.
3. We swim in rivers.
4. She drinks tea.
5. Fire burns.


B. Let us match the nouns with the verbs given below :

Nouns		Verbs
The sun	-	blows
Girls	-	roars
The wind	-	bark
The Lion	-	shines
Dogs	-	laugh



C. Let us look at the pictures and fill in the blanks with the suitable verbs :

1. The children _____.



2. The boys _____.



3. The ships _____.



4. They _____.



5. They _____.



D. Let us learn about 'Be' verbs as helping verbs

1. I **am** drawing a picture.
2. He **is** reading a book.
3. They **are** watching TV.
4. I **was** writing a test.
5. They **were** playing cricket.

'Be' verbs are 'am, is, are, was, were'. They help us to find out the tense, number and person.

E. Let us fill in the blanks with "be' verbs :

1. I _____ nine years old.
2. Ramu _____ my friend.
3. He _____ playing.
4. You _____ a player.
5. Balu and Kumar _____ players.

Adverbs

Adverbs describe verbs

A. Let us look at the pictures and answer the questions given below:

1. What is the girl doing?



2. What is Arun doing?



3. What is the boy doing?



4. What is the old man doing?



B. Let us read the following sentences to find out how they do things as shown in the picture :

1. The girl is dancing **happily**.
2. Arun is writing **neatly**.
3. The boy is crying **loudly**.
4. The old man is walking **slowly**.

C. Let us complete the sentences given below with the right adverbs from the box

bravely, merrily, sweetly, clearly, quickly

1. The boys are playing _____.
2. Birds are singing _____.
3. The soldiers fight _____.
4. Basker writes _____.
5. The old man cannot walk _____.

D. You've learnt that adverbs tell us more about verbs- when where or how an action happens.

Collect verbs and adverbs that go with each other. Prepare grid cards as shown below. Match them and write them in your note book.

Grid Card

Adverbs →	early	slowly	quickly	nearly	immediately
Verbs ↓					
arrived					
walked					
came					
replied					
returned					
worked					

Example : arrived early
 replied immediately

E. Collect five advertisements from English newspapers and magazines. Paste them in your English note book. Write down the adverbs below the pictures.

Conjunctions

Conjunctions are joining words

A. Let us look at the pictures and read the sentences:



I bought a pen and a pencil.



Suresh is reading and Ashok is writing.



Anand and Kumar are friends



Rathi and Sita are players.

B. Let us look at the pictures and read the sentences :



Selvi is short but Latha is tall.



Balu is thin but Raju is fat.



Ashok is sad but Siva is happy.




Edwin is poor but Mathan is rich.

The word 'but' joins sentences. It is a conjunction.

C. Let us look at the pictures and read the sentences :

You can take an apple or an orange.



The word 'or' joins words and sentences. It is a conjunction.

D. Let us pick out conjunctions in the following sentences :

1. Saranya and Nalini are going to school.
2. Priya is clever but Sheela is dull.
3. Do you like coffee or tea?

4. Anitha is tall and beautiful.
5. Do you like stories or poems?

E. Let us fill in the blanks with suitable conjunctions given below :

and, but, or

1. Devi bought a pen _____ a slate.
2. Is the room big _____ small?
3. Mahesh _____ Muthu work hard.
4. He is tall _____ his wife is short.
5. He is poor _____ his friend is rich.

Compound Words

Compound words are made of two or more small words.



He is a postman.



He is a school boy.



She is playing football.



This is a briefcase.

A. Let us understand

hand + ball = handball

rain + coat = raincoat

class + mate = classmate

fire + fly = firefly

bed + room = bedroom

B. Let us match and make compound words.

A	B
1. post	fast
2. back	man
3. moon	book
4. break	board
5. note	light

C. Let us pick out the compound words from the box and complete the sentences :

1. I saw a _____ yesterday.
2. My uncle is the _____ of sports club.
3. Spain won the _____ match this year.
4. Ramesh went to his _____ yesterday.
5. This _____ is very heavy.


suitcase
native place
chairman
policeman
football

UNIT 4 - POEM

THE FLAG GOES BY

Hats off!

A long the street there comes
A blare of bugles, a ruffle of drums,
A flash of colour beneath the sky:



Hats off!

The flag is passing by!
Blue and crimson and white it shines,
Over the steel-tipped, ordered lines.



Hats off!

The colors before us fly;
But more than the flag is passing by.
Sign of a nation, great and strong,
To ward her people from foreign wrong;
Pride and glory and honor, all
Live in the colors to stand or fall.



- H.H. Bennet

The poet talks about his country's soldiers marching on the street; they are carrying their flags. The poet wants his people to respect the flag and feel proud. The feelings of the poet is same for all people throughout the world.

Questions :

1. What is passing by the street?
2. What sound do you hear?
3. Who carry the flags?
4. Which country do the flags belongs to?
5. Why should we pay respect to our National flag?
6. Comes' rhymes with 'drums' what are the other rhyming words.

UNIT 5 - PROSE

Pre - Reading :



Little electronic boxes making people busy!
Without it they go crazy!
Useful gadget everyone's need
And a cute little friend indeed
Do you know what it is?



Dr. Martin Cooper

A FRIEND INDEED

Cell-phone is the mostly used scientific invention in the field of communication. All over the world people rich or poor, educated or uneducated, old or young, use and communicate with cell phone.

In 1973, Dr. Martin Cooper of America invented the first personal handset. He was working as one of the General Managers of Motorola Company. He was the first person to make a call on a portable mobile-phone in a public demonstration held at New York On 3rd April, 1973, in United States. He named the first mobile phone Motorola Dyna-Tac. The first cell phone was like a brick weighing 850.5 grams!

Today, cell phones have become smaller, thinner and weightless.

portable - easy to carry
demonstration - an act of showing something publicly

transmitter - a device to send electrical signals

faint - not clear

destination - end

resembles - looks like

Do you know how it works?

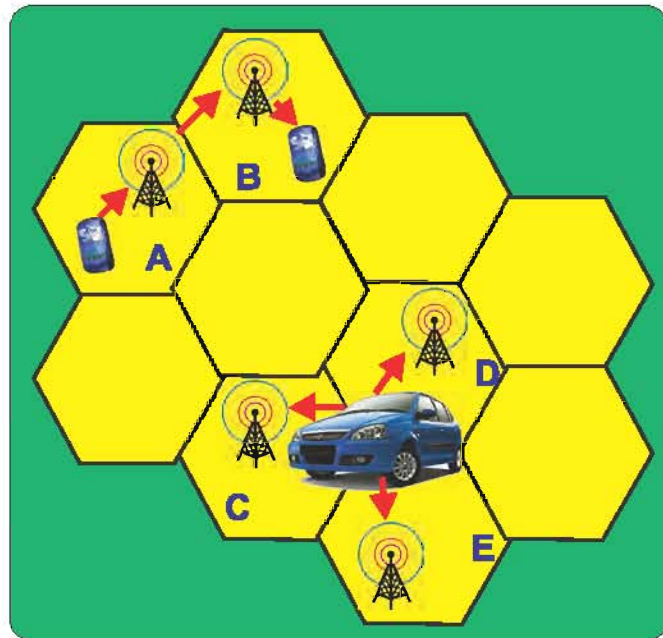
Though cellphones and landlines do the same job, they function in different ways. Landline phone carries calls along the electrical cables. But cellphone sends or receives calls without any wires.

- disaster - sudden event causing damage
- emergency - serious situation which needs immediate action
- boon - something very useful
- bane - something causes misery

Cellphones are like two-way radio. They have a transmitter and a receiver. Sounds are changed into electromagnetic radio waves. The cellphone towers pick up the faint signals from cell phones and pass them to their destination. Every cell phone tower serves a particular span of area. The span of area is called a cell because it resembles a hexagon. So, mobile phones are called cellphones or cellular phones.

Let us learn how messages are passed on

Calls don't pass directly between the phones. Instead, they go from the first phone to



- invention - creation
- communicate - be in touch
- microwaves - small waves
- tumour - any abnormal swelling

the tower A and then to the tower B and then to the second phone. (as shown in the picture given below) When people are using cellphones while travelling, cellphone network always knows which tower is closeby and automatically connects the call to the receiver (CDE as in the picture).

Let us understand its various uses:

Cellphones have made our life easier and comfortable.

We can talk to any person in any part of the world within seconds. By using a cellphone, we can send SMS, e-mail, pictures, video-clips, and voice mail to other people. Cellphones can also serve as a calculator, calendar, and alarm clock. It is also used to record videos, pay bills and to book travel ticket.



Cellphones boon or bane?

- invention - creation
- communicate - be in touch
- microwaves - small waves
- tumour - any abnormal swelling

Cellphones are very useful at times of natural disasters, accidents and in emergency. Though cellphone helps us in many ways, it can also become dangerous when we misuse it. Cellphones use microwaves which could damage our brain-cells if we use it for more than 10 minutes. Doctors warn us that prolonged use of cellphones could end in brain-tumour. We should avoid using a cellphone while driving vehicles because it leads to road accidents. So, let us use the cellphone wisely and carefully and only when required.

Let us buildup vocabulary

Read the text again and try to guess the meaning of words from the context

1. Circle the correct meaning

- invention ----
 - inviting a person
 - an act of producing a new thing
 - watching television
- communicate----
 - to contact
 - to cooperate
 - to live together

hand set-----

- computer
- cell phone
- CD player

demonstration----

- an act of doing
- an act of managing
- an act of showing or explaining

transmit-----

- to pass on
- to travel
- to teach

II. Match the words with correct meaning :

1. land lines	a) sending letters through internet
2. electromagnetic waves	b) tsunami, earth quake, cyclone, flood
3. e-mail magnetic properties	c) waves having both electrical and
4. natural disaster	d) telephones using cable wires.

Let us understand

Answer the following Questions :

1. Which is the most widely used scientific invention for communication?
2. Who invented the first personal hand-set?
3. What was the first portable mobile phone called?
4. How are landlines different from cell phones?
5. How much did the first hand-set weigh?
(a) 8.5 kilos (b) 85.5 gms
(c) 880.5 gms (d) 850.5 gms
6. Signals are carried through
(a) tidal waves (b) wind
(c) electromagnetic waves (d) electric waves

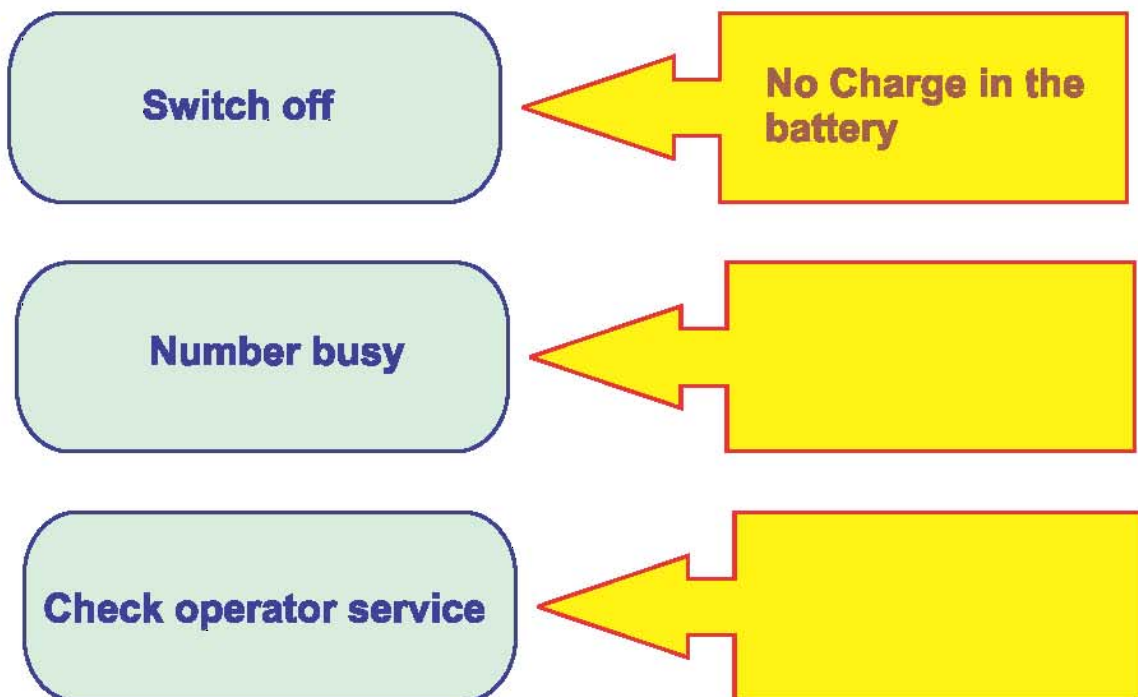
7. Why are mobile phones called cellular phones?
8. What happens when we use cell phone for a long time?
9. How are cellphones useful to us? List the uses of cellphones.

- a. Make life easier to live
- b. _____
- c. _____
- d. _____
- e. _____


Activity :

Let us discuss and write :


We see the following messages in our cellphone. Let us discuss and write a few words about each one and what they mean. Do it in groups.



Key pad locked




No network service



Battery low



Number not in use



Let us listen



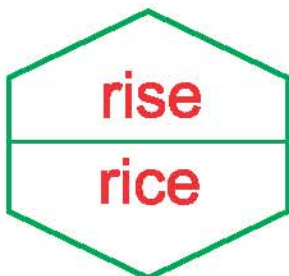
I. Let us have fun with words



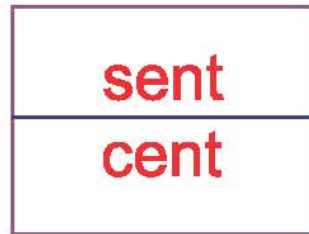
Some words have same sounds but differ in spelling and meaning .They are called homophones.



Examples : cell - sell, son - sun, some - sum, two - to.

Colour the circles that contain homophones. (One is done for you).





Check your answers by saying the words in each circle aloud. Get the help from your teacher.

II . Listen carefully to your teacher reading out words. Circle the word which is odd from the rest :

aunt	ant	aren't
1	2	3

blow	blue	blew
1	2	3

so	show	so
1	2	3

Let us speak :



Let us share our experiences:

Divide the class into groups. Share your experiences with your group members.

1. A village festival - **Example** : Day – where – who came with you – what you saw – what you bought there – How did you enjoy?
2. A match you have witnessed.
3. A heroic deed / a service you have done.


















Let us read



Use correct words for the pictures and read the story

A walk on a windy day

One day a little  went for a walk. She took her  with her. She made a , took an apple and some . She put them in her  and put on her . Then she put her  in the  and went outside. Soon a strong wind blew her  into a . A little  saw the  blown into the tree. He wanted to help the . So he took the  in his beak and gave it back to the girl. The girl was very . She gave the  some crumbs from her . Now the bird was happy too.

Let us write :



Our lives are made easier because of the various scientific inventions. Let each one of us prepare an album of an invention and try to find more information about it in the following format (computer, radio, television, cinema, calculator, air conditioner, air cooler, mixer grinder, micro wave oven, water purifier, fridge, DVD player etc.,)



My name	Paste or draw the picture of your favourite invention
Name of the invention	
Inventor's name	
Merits (usefulness)	1. 2. 3.
Where it is used	
It's cost	
Any demerits	

Grammar

Let us learn Grammar - Read the short passage carefully and answer the questions.

Jack is a student of class five. He always studies well. Now he is at home in front of the TV.

He is watching Discovery channel. He is interested in watching scenes of discovery and adventures. At 8pm he will go for his supper. Usually he eats bread and jam at night. But yesterday night he ate some pizza.

Questions :

1. How does Arun study?
2. Where is he now?
3. What is he doing now?
4. What will he do at 8pm?
5. What did he eat yesterday night?



Study the following sentences :

1. Jack always studies well. (It is his regular and repeated action)
2. He is watching T.V. (This action is going on at the time of speaking)
3. At 8pm.he will go for his supper. (This expresses a future action)
4. Yesterday night he ate some pizza. (It is a completed action)

Functions / Uses :

Simple present tense

1. It is used for denoting regular actions like routines and habits.

Example : My father goes for a walk every morning.



Present continuous tense

It is known as real present. It shows things happening at the time of speaking.

Example : Don't disturb me. I am reading a novel now.



Simple future tense

We often use will / shall to give information about future.

Example : Ravi will start his work next week.

Simple past tense

We use the simple past for actions happened in the past.

Example : I bought some books yesterday.

Activity :

Complete the following sentences choosing correct verb forms.

1. Arun _____ cricket every Sunday.

- a) will play
- b) plays
- c) is playing
- d) played



2. Kumar _____ his friend for dinner yesterday.

- a) invited
- b) will invite
- c) invites
- d) is inviting



3. Shiny is at school now. She _____ a picture now.

- a) drew
- b) is drawing
- c) draws
- d) will draw



4. Reny _____ a letter to his friend after he goes home.

- a) will write
- b) writes
- c) is writing
- d) wrote



5. My father _____ a computer two months ago.

- a) buys
- b) is buying
- c) will buy
- d) bought



6. I _____ the plants in the garden now.

- a) will water
- b) watered
- c) am watering
- d) waters



Activity – I

Bingo : Let us play this game.

Draw a grid with 9 squares. Your teacher will read out a short story listen carefully.

Write down only the verbs in the grid. Then your teacher will read out only the verbs from the story. Strike the verbs in the grid as she / he reads. The first one to strike all the verbs shouts 'Bingo'. He / She is the winner. Can you say the tense of the verbs in the grid?



Activity - II

Underline the verbs in the following sentences.

1. I am reading the newspaper.
2. Ranjith watches news on TV at 8 pm everyday.
3. Students wrote their exams well.
4. My uncle will go to London next month.
5. We are building a new house now.

Identify their tense forms by giving ✓ marks. The first one is done for you.

Present Tense	Present Continuous Tense	Past Tense	Future Tense
	✓		


UNIT 5 - POEM

WHY ?

I know a curious little boy,
Who is always asking "why"?
Why this, why that, why then, why now?
Why not, why by- the-by.



He wants to know why wood should swim,
Why lead and marble sink,
Why sun should shine and wind should blow
And why we eat and drink.



He wants to know what makes the clouds
And why they cross the sky,
Why sinks the sun behind the hills
And why the flowers die.



Some of these whys are not too hard
To answer if you'll try;
Others no one even yet
Has found the reason why.



- Lewis carrol.

curious	-	eager to know
lead	-	heavy bluish grey metal
marble	-	a small of coloured glass
sinks	-	goes down



Let us understand and appreciate :

1. Name a few things that float on water?
2. What things does the boy find sink in water?
3. What questions does the curious boy ask?
4. Does the boy find answer to his questions?
5. Can you answer two of his questions?
6. Are there any questions that have no answers?

Activity

1. Do you have any unanswered questions? list them.
2. Get answers for them from your teachers or parents.

A food for thought :

My best and trustworthy friends are six in number.
They are why, how, when, what, where and who.

- Socrates.

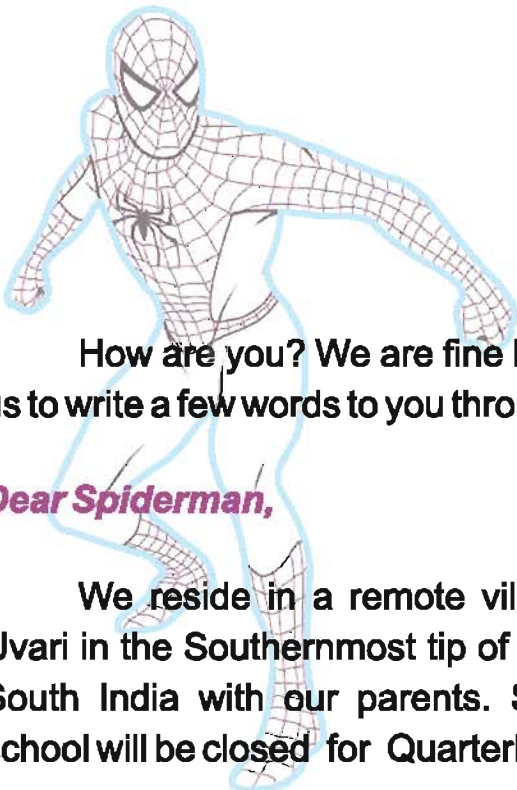
UNIT 6 - PROSE

Pre - Reading :

1. Where do you spend your holidays?
2. Where do you stay during your holidays?
(indoor / outdoor)
3. What do you do when you meet your friends?
4. Do you like all your friends? Do they like you?



LISTEN TO THE SPIDERMAN



The Kiddy's Club

Samariah street,
Uvari, Tamilnadu,
India.

09 - 09 - 2011.

How are you? We are fine here. It's really a thrilling experience for us to write a few words to you through this letter.

Dear Spiderman,

We reside in a remote village called Uvari in the Southernmost tip of Tamilnadu, South India with our parents. Shortly our school will be closed for Quarterly holidays.

reside	- live
remote	- faraway
anticipating	- expecting

We seek your advice and suggestions to make our holidays more enjoyable and funny. Anticipating your valuable tips.

Address on the envelope

To

Spider man

Forest hills sec

Newyork.

United States of America.

With Love,

Ajith,

Keshav

Joe Joe,

Abdul.

Reply.....

Dear friends,

Spider Man,

Newyork.

02.10.2011.

received - got
excited - feeling of happiness
vacation - period of time when
schools are closed
prefer - like

I am fine. How are you all? I received your letter and felt very happy. I am really excited to get a letter from the southernmost tip of India. I really love your country.

Regarding your vacation, I would like to say a few things. As you are residing near the seashore why don't you have a kite festival this time?



Little kids! there are several ways to spend your holidays usefully. Avoid watching T.V. always. Prefer outdoor games. It's good for your body and mind. Collect all the boys of your age and form a kiddy's club with your parents' help.

Make colourful kites and fly them in the air. Be careful

not to hurt or get hurt. It will be more enjoyable and funny. Don't forget to write to me about your experiences.

With lots of love,
Spider man.

Address on the envelope :
The Kiddy's Club,
Samariah street,
Uvari. Tamil nadu,
India.



Kiddy's Club
Uvari
10.10.11

Dear Spiderman,

Greetings! We are very happy to inform you that we've acted on your advice. We celebrated the kite festival safely. It was fantastic. Not only we enjoyed the games but also we learnt a lot.

We formed a club and shared the duties among us. Joejoe took the leadership and under his leadership all the members worked with a team spirit. We gained many new friends. There was no laziness among us. We were all actively engaged in kite making. We had a healthy competition. We developed a sense of self help, co-operation, friendliness and sharing. All our parents were surprised at our activities. From the game, we also learnt that our ambitions should be high, aiming at higher level like the kites. Bye!

fantastic - extremely fanciful
ambitions - aims

Lovingly,
Kiddy's Club Members

Address on the envelope
To
Spider man,
Forest hill sec,
Newyork
United States of America.



Let us understand

Answer the following

1. Where do the boys reside? Where is it situated?
2. What were the suggestions put forth by the spider man to the children?
3. Did the children form a club?
4. What are the things the children learnt?
5. What kind of ambitions should we have?



Let us build up Vocabulary

Read the new words you have learnt from this lesson:

reside, remote, received, excited, vacation, preferred, ambition.

Fill in the blanks using these words :

I spent a week of summer _____ in Ooty last year. We _____ to visit the Dodas and Badagas tribals. They _____ in _____ places on the hills. I was _____ to see the shape of their houses and their



dress. They _____ us with smiling faces. They are simple and happy people. They are not greedy. But their _____ is to get their children well educated.

Let us listen

Let us sing together

I can "skip" I can "top"

I can "spin" round like a "top"



I can "dance" I can "jump"
I can "fall" and get a "bump"
I can "walk" I can "run"
All the things I "do" are fun



Let us speak



Shall we take turns to practise the conversation given below?

Pupils : Ma'm we have games period now

Teacher : Are you sure? I think that it is tomorrow.

Pupils : No, Ma'm. Tomorrow we have drill period.

Teacher : O.K. then. What games do you want to play today, outdoor or indoor games?

Pupils : Last week we had indoor games. We played carom and snake and ladder. Today we want outdoor games.

Teacher : Then go and play cricket.

Boys : O.K Ma'm .

Girls : No ma'm. We don't want to play cricket. We want something else.

Teacher : Boys and girls! Play a game together. That's better.

Girls : Ma'm, will you decide a game for us?

Teacher : Play 'kho-kho' then.

Girls : That's nice, ma'm.

Teacher : But one thing. Don't quarrel.

Girls : Ma'm, will you be the referee?



Teacher : O.K. I'll be the referee. Come on, let us start.
(P.T period comes to an end)

Girls : Who is the winner Ma'm?

Teacher : Boys are the winners.

Girls : They cheated us.

Teacher : Don't speak like that.

They played well and they had won the match.

*Both the teams cannot win, you must accept defeat happily.
That's the spirit of the game.*

"A sound mind is in a sound body"



Let us discuss & find out

1. How often are the Olympic Games held?
2. How many players are there in a football team?

Let us read



Library Organisation



1. Fiction books (books of stories)	Shelf No. 10
2. Non-fiction books (books about subject based facts)	Shelf No. 7
3. Reference books (Dictionary, Atlas, Encyclopedia)	Shelf No.3
4. Magazine, Newspapers, records	Arranged in a special section
5. Children's books	Arranged in a special room


I. Use the library organization

Tell where you would find the following in the library.

1. A book on Indian History.
2. A book of children's poems.
3. A detective story for an adult.
4. A map of Tamilnadu.
5. A children's book of stories.
6. An encyclopedia article on Himalayas.

II. Write what you would use to find out details on the following – a newspaper, atlas, encyclopedia.

1. The lowest temperature recorded in Chennai.
2. Road maps of the state of Tamilnadu.
3. Facts about tribals.
4. Last week's cricket scores.
5. Facts about Delhi.



Let us write :

Let us develop the hints and write a paragraph.

Pop-Pop-Popcorn

All of you have tasted popcorn.

Here is a sample :



How does it look like?	White, puffy, slightly yellow from butter, breaking out from a shiny brown shell.
How does it smell?	a little like corn, warm oil, butter
How does it feel?	light, warm
How does it sound?	crunches when we bite
How does it taste?	a little like corn, salty, buttery, becomes soft when we chew.

See how these details are arranged into a paragraph.

Eating popcorn is enjoyable. I look at a bowl full of those white, puffy popcorn. My mouth begins to water. I breathe in the warm, buttery smell. My hand goes to the bowl. I pick up a handful of the warm, light corn and put it into my mouth. Oh! it feels so pleasant. I make the first crunch, then another, then another... As the crunchy corn, butter and salt flavours blend, the popcorn becomes soft. Do you think I'll stop at one handful, or two, or three?

Develop the given hints into a story. Give a title to it.

-farmer – lived in a village – son lived in Chennai-
farmer wanted to meet son – got into a train –
reached Chennai – came out of the station – first
visit to Chennai –took a taxi – driver very fast – hit
a lamp post – dashed against a post box – about
to hit a traffic policeman – farmer frightened – said
– go slow - first time going by a car driver sad –
first time driving a car. You can choose a title from
the list below :



- *The innocent farmer,*
- *the fast driver.*

- *the first time visit to Chennai.*

Grammar

Let us learn

Do you know what a noun is?

A noun is a name given to a person, place, thing, animals or birds.



Example : Thirunelveli, Ramya, lion, pen, crow....

I. Let us colour the boxes :

I. Shall we try this?

flowers
window
pram
car
donkey
bicycle
crab
table
broom
tyres
parrot
apple
bus
bucket
train
girl



II. Fill in the blanks with noun pairs from the box. The first one is done for you.

east - west

mother - father

salt - pepper

hide - seek

heaven - earth

tea - coffee

history - geography

1. Please get me the salt and pepper.
2. The sun appears to rise in the _____ and sets in the _____.
3. Joe liked _____ and _____.
4. Jane's _____ and _____ have gone to Kerala.
5. The children are playing _____ and _____ in the park.
6. John likes studying _____ and _____.

III. Classify and write these words into two groups.

Tree, television, bed, squirrel, clock, bird, swing, bag, comb, butterfly, snail, telephone



IV. Use the key and find out the nouns

a	b	c	d	e	f	g	h	i	j	k	l	m
0	1	9	4	3	5	2	6	7	1	8	1	2
1	2										4	0

n	o	p	q	r	s	t	u	v	w	x	y	z
2	1	2	1	1	1	1	2	1	2	1	2	2
6	9	2	7	1	3	6	1	5	4	8	5	3

1.	13	8	25			
2.	4	3	26			
3.	14	10	20	22		
4.	9	10	11			
5.	14	7	19	26		
6.	4	7	15	25	10	
7.	16	11	3	3		
8.	20	10	26			
9.	10	22	22	14	3	
10.	13	9	6	19	19	14

1. **Sky**

2. _____

3. _____

4. _____

5. _____

6. _____

7. _____

8. _____

9. _____

10. _____

Gender :

A noun that refers to a male is known as **'Masculine gender'**.



Example : uncle,

cock,

boy,

lion

A noun that refers to a female is known as **'Feminine gender'**.



Example : aunt,

hen,

girl,

lioness

Write the opposite gender of the following words to fill in the blank boxes of the puzzle.

		Down				Across			
			7-h						
		9-d					8-h		
	6-m								
		2-g							
		1-h							
3-b									
10-q						4-u			
5-h									

Common noun :

Nouns that are used to name general things, persons or places are called common nouns.



Example : bottle,



pen,



bag,



sister

1. Birds fly in the sky.
2. Sumitha is a beautiful girl.

Fill in the blanks with suitable common nouns :

- a. One who drives is a _____.
- b. One who teaches is a _____.
- c. One who writes is a _____.
- d. One who dances is a _____.
- e. One who treats patients is a _____.

[dancer, doctor, teacher, driver, writer]

Note : But one who cooks is not a cooker. He is a cook.

Proper Noun :

Proper nouns are the names of particular people, places or things. They begin with a capital letter.

Example : Madurai, Ruby, Vaigai, Rakesh

Activity :

Answer these questions

1. What is the name of your father? _____.
2. In which country do you live? _____.

3. Who is your favourite sports star? _____.
4. Which is the last month of the year? _____.
5. Write two of your friends names _____ and _____.


Revise days of the Week

A time line shows when things took place.

Read the time line.

Then circle the best answer.

1. When did Goldie see the boat?
a) on Sunday b) on Monday c) on Tuesday
2. When did Goldie swim into the net?
a) Wednesday b) Thursday c) Saturday
3. When was Goldie born?
a) Sunday b) Wednesday c) Tuesday
4. When did Goldie get free?
a) Monday b) Thursday c) Friday
5. When did the story end?
a) Monday b) Saturday c) Thursday
6. How old was Goldie at the end?
a) 2 days old b) 5 days old c) 7 days old



UNIT 6 - POEM

If you could fly high up, what would you see around your house?


Do you like to swing high or do you like to sit on the swing and be pushed slowly?



THE SWING

How do you like to go up in a swing
Up in the air so blue?
Oh, I do think it the pleasantest thing
Ever a child can do!
Up in the air and over the wall,
Till I can see so wide.
Rivers and trees and cattle and all
Over the countryside
Till I look down on the garden green,
Down on the roof so brown
Up in the air I go flying again,
Up in the air and down

- R.L. Stevenson



Answer the following :

1. What does the poet think is the pleasantest thing for a child to do?
2. How far does the swing go?.
3. If you could fly for a day, what kind of places would you like to fly over? Name at least three places.

1.

2.


3.

UNIT 7 - PROSE


Pre - Reading :

Let us sing...

One two three four five
Once I caught a fish alive
Six seven eight nine ten
Then I let him go again
Why did you let him go?
Because he bit my finger so
Which finger did he bite?
This little finger on the right.



DEEP DOWN THE OCEAN



It was a pleasant cloudy evening. The gentle breeze blew softly from the beautiful river. In the calm river there lived many creatures. Among them there were a tiny tadpole, a turtle, a fish and a frog. They were always found together.

pleasant	- enjoyable
breeze	- light wind
excited	- eager

A beautiful salmon entered the river from the nearby ocean. The friends were excited to see the strange creature and began to chat with it.



Salmon fish

Tadpole : Who are you big strong man?

Salmon : Don't be scared, my little friend.
I am salmon, a kind of fish.

Frog : Where are you coming from?

Salmon : I am from the ocean.
I swam up the river to lay eggs.

Turtle : It seems that you have travelled a long way to lay eggs.
Can't you find a better place in the ocean?

Salmon : We, salmon lay eggs only in the calm rivers not in the noisy ocean. After hatching the young ones, we will swim back to the ocean.

Tadpole : So you are here for laying eggs!
Have you laid?

Salmon : Yes, dear. Now I am preparing to go back to my dwelling place, the ocean.

Frog : Can you tell me something about your home town?

Salmon : Yes of course...! mm.... I have an idea!
Why don't you accompany me to the ocean?
I would lead you to the ocean and after a brief visit you may return.


ocean - the mass of salt water that covers most of the earth's surface
hatch - comes out of an egg
dwelling - living
accompany- go some where with some one
exhausted - very tired



(The friends decided to accompany the salmon to visit the ocean).

(The tiny tadpole is left behind as it is small)

(As the salmon leads, they enter the ocean)



Stone fish

Turtle : I am exhausted.
Shall I sit for a while on this stone?

Salmon : No, No. That is not a stone. That's the stone fish perhaps the most dangerous fish in the world. Its venom even causes death.

Turtle : Oh..! horrible to hear!

Frog : Friends! See there! A shoal of fish! They play together. Shall we see?

(They hurried to the spot)

(Mean while a bird caught one of the fish and flew away)

Fish : I am scared .Who is that?

Salmon : That's a 'Diving duck '. It dives deep down into the water to catch its prey. They are very strong swimmers.

Fish : Let us hide somewhere. I am frightened.

Frog : What is the light seen there?

Salmon : That is not light. It is a 'ray fish'. It is searching for a fish. It attracts its prey with the light.



Diving Duck

Turtle : How dangerous creatures these are...!

Salmon : Have you seen the sea horses? Look there..!



Sea Horse

Turtle : Thank God. Let us make our way back to the river, riding on this sea horse.

Salmon : Hello..! Don't be mistaken. Sea horses are not like the horses on land. They are slow swimmers and poor small creatures

Turtle : Ah..! There is a ball. I want to play.

Salmon : That is not a ball. But it is a 'power puff' a kind of fish.



Power puff

To protect itself from danger it changes its shape like a ball.

Frog : Look here!

Frog : Oh..! a nice umbrella! Shall we all take a photo standing under it?



Jelly Fish

Salmon : Friends, that is a jelly fish. It has the shape of an umbrella.

Turtle : What are those big fish darting out?

Salmon : They are the dolphins. Each and every movement of the dolphins attracts the onlookers.

venom	-	poison
horrible	-	very unpleasant
shoal	-	a large number of fish swimming together
dive	-	jump into water
prey	-	food
frightened	-	threatened
incredible	-	difficult to believe
darting	-	coming out suddenly
grateful	-	thankful
observed	-	watched
peculiar	-	strange

Frog : My little tadpole will be waiting for us. Let's go.

Salmon : O.k. Friends..! I am glad you have all spent some time with me in my place.



Frog : We are grateful to you for taking us to the ocean. We observed some peculiar things in the ocean. Bye dear!

Salmon : Bye friends.

At a sudden flash of lightning and deafening noise of thunder, the frog wakes-up.

Frog : Pooh! All that was a dream!! Yet it was a pleasant dream.

Let us understand

Answer the following questions :



1. Where does salmon live?
2. Why does salmon come to the river?
3. Who accompanied salmon to the ocean?
4. Name the most dangerous fish in the world?
5. How does a 'ray fish' attract its prey ?
6. Do seahorses swim fast?
7. Who dart out of the ocean?
8. Why do power puffs change their shape?
9. How does a jelly fish look like?


Let us buildup vocabulary

Antonyms

1. pleasant x un pleasant
2. breeze x storm
3. exhausted x refreshed

4. protect x damage
5. grateful x ungrateful
6. peculiar x common
7. paradise x hell

Let us listen :



We can do this in pairs. But you should sit back to back. One of you (Speaker) give directions to draw a figure. The other (listener) tries to draw the figure. The 'listener' should not ask the 'speaker' to repeat any directions. When the drawing is finished, compare it with the original. Is the drawing exactly like the original? If not, what was the problem? If it is correct, what helped it to be correct? The speaker can give directions to draw any one of these figures from the pictures given above.

Let us Speak



Stress

We have learnt that stress is an emphasis we give to a syllable or word when pronouncing.

table, student, be come, balloon.

Now listen to the teacher saying the following sentences and repeat after him.

1. John tastes some ice cream. (only John not anybody else)
2. John tastes some ice cream. (He just taste)
3. John tastes some ice cream. (not much)
4. John tastes some ice cream. (not any other food item)



Call your friend to your side and say this sentence You are my dear friend to him / her four times making stress shift on, **you**, **my**, **dear** and **friend**.

Do you or does your friend find any change in meaning?

Pause

It is a temporary stop we make while making a long connected speech.

Try reading out this sentence to the class.

While I was walking with my friends along the busy road at the Rockfort Trichy, I met my teacher with a heavy bag on his shoulder.


Get **your** teacher's help in making right pauses.

Let us Read



Read the story filling up the words in brackets. You have to rearrange the words before reading. An examples is done for you.

It is fun to think about deep sea swimming in the winter (inwtre) It is cold and (snyow). First, imagine a place that's warm and..... (nysun). Picture yourself in a (ing btah) suit. A pair of (golesgg) will help you keep your eyes open to under water. You'll (aslo) need an air tube so that you can breathe. Now you are all ready to go into



the (awtre). Imagine colourful fish all around-infront of you and (bendhi) you, above and (blewo) you. What a (hypap) way to spend a winter day!

Let us write



Writing: (Reference skill) I. Making small notes.

Here is a sample of note making. This is about a type of birds from a book on birds. The long description from the book is presented in the form of a small note.

Mocking Birds

Main topic -

I. Special qualities.

Sub topic -

- a. Imitate the sound of other birds.
- b. Can imitate 32 different kinds of birds.

Main topic -

II. Appearance

Sub topic -

- a. Grows about 25cms long.
- b. An ash-white breast.
- c. An ash- grey coat.
- d. Dark grey wings and tails with white markings.
- e. Found in America.



Main topic -

III. Food.

Sub topic -

- a. Insects.
- b. Seeds and fruits.


Source : The world book Encyclopedia.

This note will help you write three large paragraphs. You can develop each sub topic into 2 or 3 sentences.

II. Now write the paragraphs on mocking birds

Let us Try this

Colour the pictures and discuss where do you see them.



Grammar : (Revision)

Activity :

I. Let us do :

Divide yourselves into four groups. Pickout the following from the lessons done so far and list them.

- Group A** - Nouns and adjectives
Group B - Verbs and adverbs
Group C - Compound words
Group D - Interjections



II . Let us fill up the blanks:

Fill in the blanks with the correct tense forms of the verbs given in brackets :

1. Arun _____ (go) to school daily.
2. The boys _____ (sit) in the class room now.
3. The sun _____ (rise) in the east.
4. I _____ (meet) my friend yesterday.
5. Sita _____ (come) to Chennai tomorrow.

III . Fill in the blanks with prepositions 'at' 'on' and 'in' :

1. Our school starts _____ 9.30 a.m.
2. My friends met me _____ Sunday.
3. We wear cotton dress _____ Summer.
4. The picture is _____ the wall.
5. My books are _____ my bag.

Let us learn something new :

collective nouns

Locate the phrase a shoal of fish” in your lesson. It means a large group of fish. You can also call the group a 'school of fish'. Here are the other group names :





a swam of bees, a flock of sheep, a bunch of grapes, a flight of birds, a herd of cows, a bunch of keeys, a band of colours, stack of a chairs, a pile of books, a brood of chicks, a string of pearls, a crowd of people.

Use them in sentences of your own. Write them in your notebook.

Project Work : Solubility of substance in water.

(Project is a piece of work which has aims and consistent activities done over a period of time for presenting to other people.)

make group of four friends.

Get the things noted below.

Make a guess which things get dissolved in water and which don't.

Do the experiments.

Find out the results.

Reason out the happenings.

Things needed :



1. A spoon, 2. water, 3. salt, 4. sugar, 5. sand, 6. honey, 7. chalk powder, 8. some grains of rice, 9. a glass rod, 10. six glass tumblers.

Guess work : Put a ✓ or strike ✕

No.	Things	will dissolve in water	won't dissolve in water	result after experiment
1.	Salt			Soluble / insoluble
2.	Sugar			Soluble / insoluble
3.	Sand			Soluble / insoluble
4.	honey			Soluble / insoluble
5.	chalk powder			Soluble / insoluble
6.	grains of rice			Soluble / insoluble

Procedure :

1. Fill the tumblers with water.
2. Take one spoon of salt, sugar, sand, honey, chalk powder and grains of rice and drop them separately in six different tumblers of water.
3. One by one, stir the tumblers with a glass rod for about a minute.
4. Observe whether each the substance has dissolved in water or not.
5. Make entry of your findings in the chart.
6. Make an analysis and suggest reasons for your findings.
7. Write a project report and read it out to the other class members.

UNIT 7 - POEM

THE FLY



There's a fly inside my bedroom,
It's driving me insane;
It's buzzing round my wardrobe,
It's on the window pane



insane - mad

It's flying round the lampshade,
It's coming very close.
It's landing on my pillow....
It's walking on my nose!



It's looking in my eyeball,
Phew! It's flying off again!
It's walking on the ceiling,
It's driving me insane.


wardrobe - a
place in the
cupboard where
we hang up
clothes



It's buzzing and it's buzzing,
It's coming near again,
I'll never, ever, get to sleep,
That fly is such a pain!



It's buzzing round the bedpost
It's walking on the floor ...
It's flying round my toys and yes,
It's buzzing on the door.



The fly's buzzed off and left me,
So now I'll close my eyes
But wait Do I hear buzzing ?
It's back, surprise, surprise!



ceiling - roof
buzzed off - gone away

- By Tony Bradman

Make a list of the places where the fly goes

1. _____
2. _____
3. _____
4. _____
5. _____
6. _____
7. _____
8. _____

Let us answer

1. Where was the fly found? How did the poet feel when he saw the fly?
2. Why can't the poet sleep?
3. Does the poem make you laugh? What is so funny?