




REPORT ON THE  
ADMINISTRATION OF THE JAILS  
OF THE  
MADRAS STATE  
1956

PRINTED BY THE SUPERINTENDENT  
GOVERNMENT PRESS  
MADRAS  
1957

R  
1:6:62-2117 N56  
NS7;2



# REPORT ON THE ADMINISTRATION OF THE JAILS OF THE MADRAS STATE, 1956.

## CONTENTS.

	PARA- GRAPH		PARA- GRAPH	PAGES
<b>JUDICIAL.</b>				
Introductory .. .. .	1			
Inspector-General of Prisons .. .. .	2			
Classes of prisons .. .. .	3			
<b>JUDICIAL STATISTICS.</b>				
General summary .. .. .	4			
Statement I—Convicts .. .. .	5			
Statement XVIII—Under-trial prisoners .. .. .	6			
Civil prisoners .. .. .	7			
State and security prisoners .. .. .	8			
Statement II—Religion .. .. .	9			
Age of convicts .. .. .	10			
Appendix to Statement II—Age of children, juveniles and adolescents.	11			
Education .. .. .	12			
Previous occupation .. .. .	13			
Statement III—Nature and length of sentence .. .. .	14			
Statement IV—Previously convicted prisoners .. .. .	15			
Classification of star class .. .. .	16			
A and B Class prisoners .. .. .	17			
Youthful offenders .. .. .	18			
Borstal School .. .. .	19			
Escapes and recaptures (convicts) ..	20			
Offences and punishments .. .. .	21			
Corporal punishments .. .. .	22			
Conduct of habituals .. .. .	23			
Education of convicts .. .. .	24			
Aid on discharge .. .. .	25			
Fetters .. .. .	26			
Working of the remission system .. ..	27			
Advisory Board .. .. .	28			
Total expenditure .. .. .	29			
Om tted .. .. .	30-39			
Jail dairies .. .. .	40			
Statement G—Omitted .. .. .	41			
Grand total .. .. .	42			
Statement XI—Employment of convicts .. .. .	43			
Statement XII-A .. .. .	44			
Statement XII-B .. .. .	45			
Statement XIII .. .. .	46			
Value of supplies made by jails for departmental use .. .. .	47			
<b>VITAL STATISTICS.</b>				
Statement XIV—Sickness and mortality .. .. .	48			
<b>VITAL STATISTICS—cont.</b>				
Death-rate in several classes of jails.	49			
Statement showing the number of admissions into hospitals. number of deaths and the death-rate per mille in the several jails as compared with the previous year ..	50			
Subsidiary jails .. .. .	51			
Health of prisoners repatriated from the Andamans .. .. .	52			
Statement XV—Classes of diseases—Statement showing the rate of admissions to hospitals and the death-rate per mille of average strength against the principal diseases for the year 1953 and the three preceding years ..	53			
<b>CHIEF DISEASES.</b>				
Cholera, dysentery, malarial fevers, tuberculosis, pneumonia, anaemia and debility, ankylostomiasis, enteric fever, syphilis and cerebro-spinal meningitis ..	54			
Number of deaths according to length of time passed in the jails.	55			
Statement R—Prisoners' weighment.	56			
Water-supply, etc. .. .. .	57			
Grow More Food Campaign .. .. .	58			
<b>MISCELLANEOUS AND CONCLUDING REMARKS.</b>				
Visits to jails .. .. .	59			
Inspections .. .. .	60			
Records, civil stores and service registers .. .. .	61			
Important events and notable administrative measures .. .. .	62			
Programme of work to be done .. ..	63			
Conduct of jail establishment .. ..	64			
Conduct of jail officers .. .. .	65			
Annual reports of Central, District and Special Jails .. .. .	66			
<b>APPENDIX—STATEMENTS.</b>				
General summary showing the distribution of prisoners of all classes.	11			
<b>JUDICIAL.</b>				
Statement I—Showing the number and disposal of the convicts ..	12			
Statement II—Showing the religion, age, state of education and previous occupation of convicts ..	12			
Statement III—Sentences of convicts .. .. .	13			
Statement IV—Number of reconvicted criminals admitted ..	13			
Statement VI—Jail offences and punishments .. .. .	14			
<b>FINANCIAL.</b>				
Statement IX—Expenditure in guarding and maintaining the prisoners .. .. .	14-16			
Statement XI—Employment of convicts .. .. .	16			
Statement XII-A—Showing the result of employment of convicts.	17			
Statement XII-B—Comparative statement of manufactures of the jails .. .. .	18			
Statement XIII—Net cost of prisoners .. .. .	18			
<b>VITAL.</b>				
Statement XIV—Sickness and mortality among prisoners of all classes .. .. .	18			
Statement XV—Admissions and deaths from the chief diseases among the convicts .. .. .	19			
<b>MISCELLANEOUS.</b>				
Statement XVIII—Particulars regarding under-trial prisoners ..	19			
Statement B—Condition of prisoners released .. .. .	19			
Statement C—Working of the remission system .. .. .	20			
Statement H—Number of prisoners sentenced to simple imprisonment in default of payment of fine or failure to furnish security ..	20			
Appendix to Statement II .. .. .	20			

No. Pd1. 37/S-1/57.

From

SRI T. S. RAMACHANDRAN, I.C.S.,  
INSPECTOR-GENERAL OF PRISONS, MADRAS-1.

To

THE SECRETARY TO GOVERNMENT,  
HOME DEPARTMENT,  
FORT ST. GEORGE, MADRAS-9.

SIR,

[Subject.—Jails—Annual Report on the Administration of Jails in the Madras State for the year 1956—Submitted.]

*Introductory.*—I submit my report on the Administration of the Jails in the Madras State for the year 1956.


2. *Inspector-General of Prisons.*—I was in charge of the department throughout the year except for a short period of three months from 1st June to 31st August 1956 when I proceeded on leave. During the period of my leave, Sri M. Harischander, who was Superintendent, Central Jail, Coimbatore, held the charge.

3. *Classes of prisons.*—The number of Central Jails prior to re organisation of States was eight. The Central

Jail at Cannanore was transferred to the Kerala State from 1st November 1956. The Camp Jail at the Vaigai Reservoir Project which began to function on 6th July 1956 has been declared a Central Jail in G.O. Ms. No. 2951, Home, dated 23rd October 1956. The number of Central Jails at the close of the year was eight.

The number of District and Special Jails continued to be the same as last year, viz., two. The Borstal School, at Palayamkottai continued to function throughout the year.

OFFICE OF THE INSPECTOR-GENERAL OF PRISONS  
MADRAS, Dated the 8th April 1957.



Of the 154 sub-idiary jails (including 4 special subsidiary jails), the special subsidiary jails at Mangalore and Kozhikode were transferred to Mysore and Kerala States, respectively, on the reorganisation of the States on 1st November 1956. In addition to the two special subsidiary jails which were transferred to the new States on 1st November 1956. Twenty-six subsidiary jails (seven in South Kanara district, eighteen in Malabar district and one in Coimbatore district) were transferred to the new States. Two Subsidiary Jails, i.e., at Nagerkoil and Thuckala were transferred from the Kerala State to the Madras State on the reorganisation of States. A farm jail in the jail camping ground at Singanallur, Coimbatore district, was opened during the year—vide G.C. Ms. No. 2937, Home, dated 23rd October 1956, and this jail was classified as a special subsidiary jail with effect from 23rd October 1956, in G.O. Ms. No. 449, Home, dated 19th February 1957. The number of Subsidiary jails in the State at the close of the year was 129 (including three special subsidiary jails at Salem, Tiruchirappalli and Singanallur). The question of declaring the sub-jail at Nagerkoil as a "special subsidiary jail" is under the consideration of the Government. The Government have declared the Sub-Jail, Kokkirakulam as special sub-jail under my control this year (1957).

#### JUDICIAL STATISTICS.

4. *General summary.*—The year opened with 14,708 prisoners of all classes. One lakh ninety-seven thousand eight hundred and ninety-five were admitted and one lakh ninety-seven thousand and sixty were discharged. One thousand one hundred and fifty-nine prisoners were formally transferred to the Kerala and Mysore States on 1st November 1956 due to reorganisation of States. The number remaining at the close of the year was fourteen thousand three hundred and eighty-four. The daily average decreased from 15,628.68 to 15,014.60 during the year under report.

The Central Jail, Coimbatore, was overcrowded throughout the year. In the Central Jails at Tiruchirappalli, Madras, Madurai and Cuddalore, there was overcrowding during certain months. Inter-transfers were effected to relieve the overcrowding as when found absolutely essential.

5. *Statement No. I—Convicts.*—The number of convicted prisoners at the beginning of the year was 11,907 men and 338 women. Eighty-three thousand and nineteen men and four thousand six hundred and fifty-one women were received by direct committal against 80,587 men, 5,029 women respectively in 1955.

As in the previous years, the largest number of direct committals was from the Madras City, viz., 19,172. Coimbatore comes next with 6,712, followed by Madurai 4,904, Salem 4,832 and North Arcot 4,563.

The number received by transfer was 30,975, the details being 2,907 by inter-transfers among jails, 167 from outside the State and 27,901 enroute prisoners from subsidiary jails to central or district jails or other subsidiary jails.

One lakh eighteen thousand seven hundred and fifty-one were discharged during the year, the details of which are as follows:—

Inter-transfers .. .. .	35,212
On appeal .. .. .	1,779
On expiry of sentence .. .. .	68,178
Under remission rules .. .. .	11,557
By order of Government .. .. .	434
Transfer to Headquarters Hospital and Mental Hospital, P.T. Act, etc.	475
Released on licence .. .. .	27
Escaped and remained at large .. .. .	5
Executed .. .. .	35
Died .. .. .	34
Transferred to Kerala and Mysore States on formation of the States.	1,015
<b>Total ..</b>	<b>1,18,751</b>

The number of convicted prisoners remaining at the end of the year was 12,139. The daily average of this class of prisoners decreased from 12,602.10 to 12,395.48 during the year.

There were 119 prisoners suffering from leprosy in the Leper Annexes to the Central Jails, Salem and Tiruchirappalli. Three hundred and eleven were admitted and 302 were disposed of due to all causes leaving 128 at the close of the year (81 at Salem and 47 at Tiruchirappalli). Four were discharged cured and one died. The daily average decreased from 121.96 to 100.21 during the year.

The number of prisoners convicted under the Madras Prohibition Act decreased from 23,771 to 25,098 during the year under report.

6. *Under-trial prisoners.*—The number of under-trial prisoners confined at the beginning of the year was 2,434. Eighty-two thousand nine hundred and ninety-five were admitted and 83,231 were disposed of due to all causes (including 1.8 prisoners formally transferred to Mysore and Kerala States) leaving 2,198 at the close of the year. The daily average of this class of prisoners decreased from 3,005.86 to 2,585.08.

Of the daily average, 1,893.68 relates to subsidiary jails against 2,233.28 in the previous year. The daily average of such class of prisoners confined in the central and district jails decreased from 767.58 to 691.40 in the year under report.

Excluding the transfers, sixty-nine thousand eight hundred and five undertrial prisoners were otherwise disposed of. Of this number, 46,294 or 66.32 per cent were released against 40,873 or 62.44 and 23,493 or 33.67 per cent were convicted and sentenced against 24,584 or 37.55 per cent in the previous year. There were seven escapes and all of them occurred in the subsidiary jails. The number who died during the year was eight against two in the previous year. Three of the deaths relate to the central jails and five to subsidiary jails.

The average period of detention in jails of prisoners whose cases were pending before the Sessions and Magistrates' Courts decreased from 18.97 to 17.23 and 10.68 to 9.46 days respectively during the year.

7. *Civil prisoners.*—The number of civil prisoners at the commencement of the year was 29. Three hundred and eighty-seven were admitted and 369 including 6 formally transferred to the Kerala State, were discharged leaving 47 at the close of the year. The daily average increased from 20.72 in 1955 to 34.06 during the year under report. There was no death.

8. *State and security prisoners.*—Prisoners of these classes were not admitted into the jails during the year.

9. *Statement II—Religion.*—Of 87,670 admitted during the year, 86.37 per cent were Hindus and Sikhs, 5.88 per cent Muslims, 4.45 percent Christians, 0.01 percent Buddhists and Jains, and 3.29 per cent others against 85.05, 5.87, 6.19, 0.18 and 2.71 per cent respectively during the previous year.

10. *Age of convicts.*—Admissions during the year according to age as compared with that of the previous year are as follows:—

Ages.	Years.	
	1955.	1956.
16 to 18 .. .. .	4,119	5,034
19 to 21 .. .. .	10,943	12,973
22 to 30 .. .. .	30,823	28,766
31 to 40 .. .. .	23,030	23,594
41 to 60 .. .. .	15,279	15,718
Above 60 .. .. .	1,350	1,544

The number of admissions under 16 years of age decreased from 72 to 41 during the year.

11. *Appendix to Statement II—Age of children, juveniles and adolescents.*—The number of juveniles between the ages of 14 and 15 admitted into jails decreased from 54 in 1955 to 22 during the year. Two were admitted in the State Jail for Women, Vellore and the remaining 20 in the Subsidiary Jails. The two admitted in the State Jail for Women, Vellore, were convicted for offences under the Madras Prohibition Act. One was sentenced to rigorous imprisonment for 6 weeks and another to 2 months rigorous imprisonment. Of the 20 admitted in the subsidiary jails, 15 were dealt with under the Children Act, one under the Police Act and 4 under the Madras Forest Act. Nineteen under the age of 14 years were admitted in the subsidiary jails. The number of adolescents from 16 to 20 and 21 to 23 increased from 8,852 to 10,046 and 10,169 to 10,924 respectively.

12. *Education.*—The percentage of literates and illiterates admitted during the year was 29.69 and 70.31 as against 24.89 and 75.11 respectively in the previous year.

13. *Previous occupation.*—The occupation percentage of men convicts admitted during the year compared with that of 1955 is given below:—

	1955.	1956.
A. Persons employed under Government or municipal or other local authorities.	0.65	0.57
B. Professional persons .. .. .	3.57	4.32
C. Persons in service or performing personal offices.	4.13	6.75
D. Persons engaged in agriculture ..	38.04	33.00
E. Persons engaged in commerce and trade.	5.63	5.76
F. Persons employed in mechanical arts, manufactures and engineering operations, etc.	2.77	2.45
G. Miscellaneous persons not classified as otherwise.	45.21	47.15

Of 4 651 women admitted during the year, 3,799 were married, 440 were unmarried and 42 were widows against 4,072, 580 and 377 respectively in the previous year. The number of prostitutes admitted was 15 as against 25 in the previous year.

14. *Statement III—Nature and length of the sentence.*—As compared with the year 1955, the percentage of convicts sentenced to simple imprisonment increased from 18.61 to 20.94 and percentage of those sentenced to rigorous imprisonment decreased from 81.39 to 79.06 in the year under report. Of the 18,362 prisoners sentenced to simple imprisonment, 8,335 prisoners were sentenced to undergo imprisonment in default of payment of fine or failure to furnish security. No prisoner was sentenced to rigorous imprisonment with solitary confinement. The number sentenced to death was 192 and to imprisonment for life 211 against 135 and 286 respectively in the previous year. The number sentenced to imprisonment not exceeding one month increased from 37,329 to 37,482 and the number of prisoners sentenced to between one and three months also increased from 39,619 to 40,926. Nine prisoners were sentenced to imprisonment exceeding ten years against 15 in the previous year. One thousand six hundred and fifty-six were sentenced to periods from one to ten years and 7,194 persons from three months to one year. The number of prisoners remaining at the end of the year was 12,139; their sentences being 88 sentenced to death, 1,560 to imprisonment for life, 1,628 to periods exceeding two years, 1,089 between one and two years and 7,774 under one year.

15. *Statement IV—Previously convicted prisoners.*—Of the 87,670 prisoners admitted during the year, 3,971 or 4.53 per cent of the direct committals were previously convicted against 3,421 or 3.99 per cent in the previous year. This number includes 459 convicts imprisoned for the first time, in default of furnishing security under section 110, Criminal Procedure Code, and classified as 'habituals'. Of the remainder, 1,984 had one previous conviction, 875 had two previous convictions and 653 more than two previous convictions. All the 3,971 prisoners were classified as habituals by the convicting courts.

16. *Classification of star class.*—There were 281 star class prisoners at the commencement of the year. Sixty-three were classified as such during the year and 136 discharged leaving 208 at the close of the year.

17. *'A' and 'B' Class prisoners.*—Sixty-four prisoners of these classes remained at the beginning of the year. Twenty-six were received by direct committal, 27 by transfer from other jails and two received from Headquarters Hospital. Fourteen prisoners placed in 'C' class were reclassified to these classes and one received on P.T. Act and two returned from bail, making a total of 136 for the year. Of this, thirty-six were released under remission rules, 7 on bail, 3 transferred to other jails, 1 released on medical grounds, 5 transferred to Headquarters hospital and four were reduced to Class 'C' leaving forty-eight at the close of the year.

18. *Youthful offenders.*—Forty-one youthful offenders were admitted during the year against seventy-two during 1955. Nineteen under 14 years of age were admitted in the following subsidiary jails:—

Special-Sub Jail, Kozhikode .. .. .	5
Subsidiary Jail, Dharmapuri .. .. .	3
Subsidiary Jail, Ootacamund .. .. .	1
Subsidiary Jail, Ottapalam .. .. .	5
Subsidiary Jail, Srivaikuntam .. .. .	2
Subsidiary Jail, Harur .. .. .	1
Subsidiary Jail, Ban'wal .. .. .	1
Subsidiary Jail, Tiruthuraipoondi .. .. .	1
Total .. .. .	19

Of the nineteen, twelve were dealt with under the Madras Children Act, five under the Indian Railways Act and one each under Prohibition and Gaming Acts.

19. *Borstal School.*—The number of inmates in the Borstal School, Palayamkottai, at the beginning of the year was 528. During the year, 240 were admitted and 290 discharged leaving 478 at the close of the year. The daily average population of the school was 504.92 against 581.73 in 1955.

The modified Borstal Sections in the four Central Jails at Vellore, Salem, Coimbatore and Madras continued to function satisfactorily during the year. Two such sections were opened during the year, i.e. in the Central Jail, Tiruchirappalli, and State Jail for Women, Vellore—Vide G.O. Ms. No. 1595, Home, dated 30th May 1956 and G.O. Ms. No. 881, Home, dated 20th March 1956.

The number of adolescents undergoing modified Borstal treatment in the jails at the commencement of the year was 914. Eight thousand seven hundred and sixty-seven were admitted and 8,895 were discharged leaving 786 at the close of the year.

20. *Escapes and recaptures (convicts).*—There were 11 escapes against 10 in the previous year. Of these, nine were from outside the jail and two from inside. The two escapes from inside the jail occurred in the subsidiary jails. Eight of the escapees were recaptured during the year including two who made good their escapes in the previous years. The unexpired portion of sentence of the 11 escapees was 10 under one year and 1 above one year and under seven years. The following jails contributed to the escape of the prisoners:—

Central Jail, Vellore .. .. .	1
Central Jail, Tiruchirappalli .. .. .	2
Central Jail, Salem .. .. .	1
Central Jail, Madurai .. .. .	3
District Jail, Pudukkottai .. .. .	1
Borstal School, Palayamkottai .. .. .	1
Sub-Jail, Saidapet .. .. .	1
Sub-Jail, Ottapalam .. .. .	1
Total .. .. .	11

The escapes generally took place due to the slack supervision on the part of the warders in charge of the extra-mural gangs. The subordinates responsible were suitably dealt with departmentally.

21. *Offences and punishments.*—During the year 470 offences including 7 dealt with by criminal courts were committed by convicts against 418 in the previous year. Of the 463 offences dealt with by Superintendents, 80 relate to work, 99 to prohibited articles, 22 to assaults and 262 to all other breaches of jail rules against 106, 60, 14 and 234 respectively in the previous year.

Of the offences dealt with by the Superintendents, 256 "Major" and 208 "Minor" punishments were awarded as compared with 225 and 189 respectively in 1955.

Of the seven cases dealt with by criminal courts, six relate to escape from lawful custody and one for causing grievous hurt to a fellow prisoner. The sentences passed on the six escapes ranged from one to two months and the prisoner who was prosecuted for causing grievous hurt was sentenced to two years rigorous imprisonment.

The percentage of punishments (including the seven disposed of by criminal courts) to daily average population increased from 3.32 to 3.79 in the year under report.

No serious disturbances took place during the year. The conduct of the prisoners was generally satisfactory.

22. *Corporal punishments.*—Corporal punishment was not inflicted during the year.

The following table furnishes full particulars:—

	1955.	1956.
1 Total number of male prisoners, i.e., those remaining at the end of the year plus direct committals .. .. .	65,442	65,822
2 Total number of jail offences .. .. .	324 *	364 *
3 Total number of prisoners punished by whipping—		
From 5 to 10 stripes .. .. .	Nil.	Nil.
Do. 11 to 15 do. .. .. .	Nil.	Nil.
Do. 16 to 20 do. .. .. .	Nil.	Nil.
4 Percentage of items 3 to 1 .. .. .	Nil.	Nil.
5 Do. 3 to 2 .. .. .	Nil.	Nil.
6 Total number of prisoners in whose cases (a) death or (b) illness has been directly or indirectly the effect of corporal punishment—		
(a) Death .. .. .	Nil.	Nil.
(b) Illness .. .. .	Nil.	Nil.

\* Figures exclude the number of offences dealt with by the criminal courts, offences committed by female prisoners, offences committed in subsidiary jails and offences punished by warnings only.

23. *Conduct of habituals.*—The number of habituals at the beginning of the year was 1955 against 1,691 in the previous year. The number received by direct committal was 3,971, by transfer from jails in the State 308, outside the State six, making a total of 6,240 against 5,506 in 1955. Habituals formed 9.03 per cent of the convict population of 69,070 against 6.55 per cent in 1955. The percentage of punishments inflicted by the Superintendents for prison offences on habituals was 28.51 against 16.18 in the previous year. No habitual prisoner was awarded corporal punishment. The conduct of habituals generally was satisfactory.

24. *Education of convicts.*—(i) Each jail is provided with a well-equipped elementary school. Educational facilities are provided for convicted prisoners who are likely to be benefited by it. Education imparted in the jail schools does not go beyond the elementary stage and is not normally given to persons above the age of 40. Prisoners who desire education after the elementary stage are given necessary books and available assistance. The officers of the Education Department inspect the schools regularly. Education on model lines continued to be imparted by the teachers trained in Adult Education methods.

The number of convicts and borstal inmates on the rolls of the school at the commencement of the year was 1,802. One thousand five hundred and forty-eight were admitted and 1,736 discharged, leaving 1,614 at the close of the year.

Twenty-five prisoners appeared for the E.S.L.C. Examination held in March 1956, and fourteen of them came out successful (i.e.) five from Central Jail, Coimbatore, four from Central Jail, Vellore, three from Central Jail, Madurai, and two from Central Jail, Madras.

The table below indicates the standard of literacy achieved by those discharged during the year:—

	On admission.		On discharge.	
	Number.	Percentage.	Number.	Percentage.
Literates ..	375	21.60	1,178	67.86
Illiterates ..	1,361	78.40	558	32.14

Each jail is provided with a library for the benefit of the prisoners. These libraries are well stocked with books of educative value. Every facility is afforded for reading and prisoners are encouraged to make free use of the libraries. There were 11,896 books in the libraries at the beginning of the year. Seven hundred and sixty-two books were added to the libraries, 750 books were condemned as they were torn by frequent use and 507 books were sent to the Central Jail, Cannanore. At the close of the year 9,913 books remained in the libraries, excluding 1,488 books which remained in the Central Jail, Cannanore in the Kerala State. Government were pleased to allow books and magazines which are not of objectionable nature to the prisoners, vide G.O. No. 824, Home, dated 15th March 1956.

The prisoners of the Central Jail, Vellore, staged a Tamil drama "THE NEW MAN" in aid of the funds of the Discharged Prisoners' Aid Society, Vellore.

(ii) Every endeavour is made to cultivate a moral and religious atmosphere and for this purpose each jail has its own religious and moral lecturers who visit the jail and deliver lectures to the prisoners of their particular religious persuasion on suitable moral and religious topics. In addition, the members of the teaching staff also delivered lectures to the prisoners. During the year under report, 1,371 lectures were delivered, i.e. 615 by Christians, 488 by Hindus and 268 by Muslims. The amount of conveyance allowance paid to lecturers of different faiths was as follows:—

	RS.	A.	P.
Christian lecturers .. .. .	229	5	0
Hindu lecturers .. .. .	555	1	0
Muslim lecturers .. .. .	368	13	0

Training in Ambulance and First-Aid continued to be imparted during the year. Ninety-two were trained. Of them, 25 were awarded certificates.

25. *Aid on discharge.*—Out of 55,993 prisoners discharged, 979 were helped in several ways and after-care officers were appointed for—vide statement below:—

	Number of ex-prisoners assisted during		Number of ex-prisoners for whom after-care officers were appointed during	
	1955.	1956.	1955.	1956.
Central Society, Madras .. .. .	359	387	35	26
District Societies—				
Vellore (North Arcot district) .. .. .	43	24	10	25
Tiruchirappalli .. .. .	46	..	23	14
Coimbatore .. .. .	42	11	24	20
Kozhikode (Malabar district) .. .. .	12	..	23	30
			(Up to 31st Oct. 1956.)	
Salem .. .. .	176	366	38	24
Tanjore .. .. .	..	..	10	12
Tirunelveli .. .. .	..	..	27	23
Cuddalore (South Arcot district) .. .. .	4	5	12	11
Madurai .. .. .	30	18	24	20
Ramanathapuram .. .. .	170	168	15	18
Chingleput .. .. .	..	..	4	2
Nilgiris .. .. .	..	..	1	2
Mangalore (South Kanara) .. .. .	..	..	13	7
			(Up to 31st Oct. 1956.)	
Total .. .. .	882	979	259	234

As usual, the Central and District Committees continued to render every possible help to discharged prisoners who sought their help. All the Honorary Secretaries evinced keen interest in the rehabilitation of ex-prisoners. I wish to place on record the gratitude of the department for their good work and trust that the same zeal and enthusiasm will continue to be given by them in the future years.

Prisoners in the Central Jails, Madurai, Tiruchirappalli and Cuddalore were given a treat on festival days, (i.e.) Pongal and Tamil New Year's Day by the respective Discharged Prisoners' Aid Societies.

The Buddha Jayanthi Celebration Committee, Madras State, distributed sweets to prisoners in the Central Jail, Madras, in connection with the "Buddha Jayanthi" celebration.

Sri Kalaivanan N. S. Krishnan gave a grand feast to the entire prisoners in the Central Jail, Madras, on the Pongal Day and the prisoners were also entertained to music.

26. *Fetters*.—Eighty-eight prisoners were fettered as punishment for jail offences against 69 in the previous year. No convict was fettered for safe custody as a means of security.

27. *Working of remission system*.—The result of the working of remission system is shown in Statement No. 'C' appended to this report. It is working satisfactorily.

The number of prisoners released under the remission rules during the year was 11,567 against 13,068 in the previous year. No convict released during the year, who came under the remission system failed to get remission.

One thousand four hundred and twelve prisoners were awarded good conduct remission against 1,715 in the year 1955. Special remission under clauses (1), (2) and (3) of rule 324 of the Madras Prison and Reformatory Manual, Volume II, was awarded to 3,624 against 6,618 in the previous year. No prisoner was given money in lieu of remission for extra work done. Of the prisoners released under the remission rules, the maximum remission earned by any one convict was 3,716 days including Independence Day special remission and the maximum gratuity of Rs. 45-12-0 was earned by a convict in Central Jail, Tiruchirappalli. Among those released during the year, 901 prisoners earned an aggregate sum of Rs. 1,836-5-6 as gratuity. In lieu of a part of this sum, viz., Rs. 657, the prisoners were granted a remission of 5,387 days.

28. *Advisory Board*.—Advisory Boards constituted to review the sentences of prisoners met 42 times in the several jails. The cases of 745 prisoners came for consideration by the Boards and 113 of them were recommended for premature release. The cases of 131 prisoners (including 18 cases not recommended by the Board but required to be sent under the rules) were submitted to the Government for orders. The remaining 614 cases were not submitted, as they were not required to be sent.

Of the 27 cases pending at the beginning of the year, the Government ordered the release of 11 prisoners and the case of twelve prisoners were rejected. Four prisoners were released in the usual course.

Of the 131 cases submitted, the Government ordered the release of 60 prisoners and rejected the release of 51 prisoners. The cases of 14 prisoners were ordered to be resubmitted after a lapse of certain period. The Cases of six prisoners were pending orders of the Government at the close of the year.

29. *Total expenditure*.—The total expenditure of the department excluding the outlay on jail buildings by the Public Works Department, the expenditure relating to the Certified Schools and the charges in England was Rs. 78,27,841-12-2 against Rs. 68,62,462-7-0 during the previous year. The increase in expenditure, viz.,

Rs. 9,65,379-5-2 is due to purchase of raw materials under jail manufacture.

From the total expenditure of Rs. 78,27,841-12-2 a sum of Rs. 25,70,799-10-4 (details furnished below) has been deducted and a sum of Rs. 2,929-13-5 being the value of stationery articles supplied to the jails by the Stationery department, has been included as expenditure under "Contingencies". The total expenditure in guarding and maintaining the prisoners in jails and sub-jails of this State during 1956 was therefore Rs. 52,59,971-15-3 or Rs. 52,59,972 roundly as exhibited in Financial Statement No. IX against Rs. 51,89,343 in previous year.

	Amount of expenditure during the year 1956.	
	RS.	A. P.
1 Charges on general supervision .. ..	1,36,388	9 10
2 Charges on petty construction and repairs including works costing more than Rs. 5,000 .. ..	45,054	10 0
3 Charges on jail manufacture .. ..	21,54,992	4 0
4 Sale-proceeds of vegetables, dairy produce, condemned articles of civil stores and recoveries of over payments .. ..	35,808	8 4
5 Charges payable to other Governments on account of Madras prisoners confined elsewhere .. ..	..	..
6 Difference between the value of ration articles at the beginning of the year and that at the close of the year .. ..	-15,143	1 10
7 Administration of the Probation of Offenders Act .. ..	2,13,698	12 0
<b>Total ..</b>	<b>25,70,799</b>	<b>10 4</b>

Statement of Expenditure for the Jail Department, 1956.

Class of expenditure.	1955-		1956.	
	Amount.	Cost per head.	Amount.	Cost per head.
	RS.	RS. A. P.	RS.	RS. A. P.
1 Establishment charges	13,62,596	87 3 0	14,35,419	95 9 8
2 Dietary charges ..	26,43,236	169 5 7	27,33,004	182 7 0
3 Hospital charges ..	2,95,240	18 14 3	3,09,181	20 9 6
4 Clothing and bedding.	2,57,809	16 8 1	2,44,070	16 4 8
5 Sanitation charges ..	1,35,365	8 10 7	1,03,296	6 14 0
6 Transport of prisoners.	1,46,508	9 6 0	1,04,302	6 15 3
7 Miscellaneous services and supplies.	1,73,575	11 1 8	1,71,265	11 6 7
8 Travelling allowances ..	11,069	0 11 4	16,051	1 1 1
9 Contingencies .. ..	1,17,922	7 8 9	1,23,169	8 3 3
10 Livestock, tools and plant.	46,223	2 15 4	19,715	1 5 0
<b>Total ..</b>	<b>51,89,343</b>	<b>332 0 8</b>	<b>52,59,972</b>	<b>350 5 2</b>

Paragraphs 30 to 39.—Omitted.

40. *Jail dairies*.—The dairies in the Central Jails at Salem and Tiruchirappalli and in the District Jail at Pudukottai continued to work satisfactorily during the year. The dairy at the Central Jail, Coimbatore, has exhibited a loss of Rs. 477-11-8 during the year against a profit of Rs. 2,273-15-5 in the previous year, the reason being that the yield of milk during the year was less than that in 1955 due to the decrease in the number of milking cows, as some of the uneconomical milking cows were disposed of in the interest of saving to Government.

The dairy at the Central Jail, Vellore, has exhibited a loss of Rs. 1,080-0-4 during the year against a loss of Rs. 508-5-10 in the previous year which is due to rise in the price of fodder. The profit realised in the dairies of the Central Jails, Salem, Tiruchirappalli and District Jail, Pudukkottai, during 1955 and 1956 are furnished below :—

	Profit during			
	1955.		1956.	
	RS.	A. P.	RS.	A. P.
1 Central Jail, Salem .. ..	13,416	10 1	7,606	0 5
2 Central Jail, Tiruchirappalli.	8,814	9 3	8,260	1 7
3 District Jail, Pudukkottai ..	307	1 11	1,312	6 3

The decrease in profit in respect of the Central Jail, Salem, is due to increase in the price of fodder and decrease in the sale of proceeds of surplus and uneconomical animals during the year as compared with those of the previous year.

The decrease in profit in respect of Central Jail, Tiruchirappalli, is due to rise in the price of fodder. The increase in profit in respect of District Jail, Pudukkottai, is due to the increase in the number of animals during the year as compared with that of the previous year. The total value of milk produced in the Jail dairies during the year amounted to Rs. 92,203-0-10 against Rs. 94,078-9-11 in the previous year. The amount realised by the sale of bull-calves, unserviceable aged cows and animals on transfer to other Jails and manure together with crossing fees amounted to was Rs. 11,937-4-0.

It is hoped that the dairies which exhibited loss during the year will improve and begin to function profitably during the current year.

**Poultry farming.**—Poultry farming is working satisfactorily in the following jails, viz., Central Jail, Tiruchirappalli, Central Jail, Salem, Central Jail, Vellore, Central Jail, Coimbatore and the District Jail, Pudukkottai.

The profit for the year 1956 is as shown below :—

	RS.	A.	P.
1 Central Jail, Tiruchirappalli .. ..	18	7	8
2 Central Jail, Salem .. ..	87	12	6
3 Central Jail, Vellore .. ..	545	9	6
4 Central Jail, Coimbatore .. ..	75	6	6
5 District Jail, Pudukkottai .. ..	90	7	1
<b>Total profit ..</b>	<b>817</b>	<b>11</b>	<b>3</b>

**Bee-keeping.**—The bee-keeping introduced in the Central Jails at Coimbatore and Madurai is being continued in both the jails with the help of the warders specially trained, sanctioned in G.O. Ms. No. 2539, Home dated 26th August 1954.

#### 41. Statement G.—Omitted.

**42. Grand total.**—The grand total of expenditure as exhibited in column (14) of Statement No. IX increased from Rs. 51,89,343 to Rs. 52,59,972 during the year and the average cost per annum increased from Rs. 332-0-8 to Rs. 350-5-2 during the year. The increase in the cost per head is mainly on account of enhanced dearness allowance sanctioned to the establishment and also due to increased expenditure under "Dietary charges", Hospital Charges and under "Contingencies" during the year.

**43. Statement XI—Employment of convicts.**—The average number of convicts under sentence of labour on working days during the year was 11,861·18 against 12,140·57 in the previous year. The average number of convicts not sentenced to labour was 373·48 against 201·71 in 1955. During the year, the average number of sick decreased from 175·54 to 120·31. The average number of convalescent and infirm increased from 866·54 to 923·15. The average number of convicts employed on manufactures was 4,847·06, on gardening 1,24·92, in the preparation of articles for use in jails 805·56, as prison officers 761·90 and as prison servants 967·78 against 4,740·74, 1,414·53, 861·08, 817·80 and 1,007·56, respectively, in the year 1955.

During the year convict labour was supplied to a municipality, a contractor of the Highways Department, etc., under the orders of the Government and a sum of Rs. 2,203-8-0 was realised.

The value of work turned out by the prisoners employed in Vaigai Reservoir Project for the year is as follows :—

(1) Excavation work 307½ units of earth valued at Rs. 5,262, by 9,836 prisoners giving an out-turn of Re. 0-8-7 per head per day.

(2) Stone breaking 126·7 units valued at Rs. 1,100 by 3,171 prisoners giving an out-turn of Re. 0-5-7 per head per day.

(3) Removing sand and spreading 304 units valued at Rs. 462 by 747 prisoners giving an out-turn of Re. 0-9-11 per head per day.

**44. Statement XII-A.**—The total receipts of the department amounted to Rs. 25,67,858-0-5 against Rs. 25,66,030-9-7 in the previous year. Out of the total receipts, a sum of Rs. 1,61,932-0-7 (details furnished below) has been deducted and the balance of Rs. 24,05,925-15-10 has been exhibited under column 5 (g) of the Statement XII-A.

	RS.	A.	P.
1 Hire of convicts .. ..	55,727	7	0
2 Recoveries of transportation and jail charges on account of prisoners belonging to other States and confined in the jails of this State .. ..	19,788	0	0
3 Miscellaneous jail receipts .. ..	74,596	10	8
4 Recoveries of overpayments .. ..	3,563	4	7
5 Collection of payments for services rendered. (—)	1,233	8	0
6 Rents on jail buildings .. ..	780	3	0
7 Deduct—Refunds .. ..	12	0	0
8 Manufactory receipts of special sub-jails ..	8,697	15	4
<b>Total ..</b>	<b>1,61,932</b>	<b>0</b>	<b>7</b>

The amount paid into the treasury shown in column 5 (g) of Statement XII-A and the cost of extra-mural labour supplied to Government departments and private individuals aggregate to Rs. 25,66,125-15-10 and this represents the cash earnings, during the year against Rs. 24,50,664-9-0 in the previous year.

The value of supplies made to some of the public consuming departments is summarized below :—

Departments.	1953.	1954.	1955.	1956.
	RS.	RS.	RS.	RS.
1 Police department.	7,04,494	4,14,786	4,69,079	7,55,144
2 Forest department.	49,839	21,882	26,168	11,255
3 Stationery department.	2,26,750	1,44,403	2,28,468	1,40,674
4 Medical department.	11,52,231	8,14,160	7,11,400	6,78,560
5 Andhra State .. ..	..	1,95,431	25,454	18,943
<b>Total ..</b>	<b>21,33,314</b>	<b>15,19,662</b>	<b>14,60,569</b>	<b>16,04,576</b>

In addition to the above, inter-jail supplies to the value of Rs. 5,16,816-8-1 have been made during the year against Rs. 4,74,476-5-6 in the previous year.

The total profit for the year, taking into account the opening and closing balance of cash, stock, tools and plants, etc., amounted to Rs. 4,91,701-4-4 against Rs. 5,68,283-13-0 in the previous year.

The Central Jail, Coimbatore, shows an asset of Rs. 2,45,420-2-1 against Rs. 2,19,773-10-1 in the previous year. The rate of articles purchased and supplied to the Medical department during the year was nil against Rs. 13-13-0 in 1955.

**45. Statement XII-B.**—The total value of articles manufactured in jails during the year amounted to Rs. 23,79,536-15-11 against Rs. 22,12,921-2-3 in the previous year. The percentage of convicts employed on manufacture during the year was 40·93 against 39·52 in the previous year.

**46. Statement XIII.**—The total cost of maintenance under column (14) of Statement IX is Rs. 52,59,972 and the total "net profits" as exhibited in column 6 (a) of Statement XII-A is Rs. 4,91,01-4-0. The net cost for maintaining prisoners during the year works out to Rs. 47,68,270-12-0 against Rs. 46,21,059-3-0 in the previous year. The net cost per head works out to Rs. 317-9-0 against Rs. 295-11-0 in the previous year. The reasons for the increase in the cost per head are explained in paragraph 42 above.



47. *Value of supplies made by jails for departmental use.*—The value of inter-jail supplies amounted to Rs. 5,16,816-8-1 against Rs. 4,74,476-5-6 in the previous year. The total quantity of vegetables produced by jails during the year was 19,11,625 lb. against 18,22,273 lb. in the previous year. The cost of vegetables produced in the jail gardens works out to Rs. 1,93,455-13-1 at market rates against Rs. 1,90,043-5-7 in the previous year. All the waste water is being used for gardening purposes. The value of convict labour supplied to the Government Press, Madras, amount to Rs. 60,200 against Rs. 53,616-14-0 in the previous year.

48. *Statement XIV—Vital Statistics—Sickness and mortality.*—The following statement gives particulars of the sick and mortality rates for the year 1956 and the four preceding years:—

Year.	Daily average number of prisoners.	Daily average number of sick.	Rate per mille of average sick.	Death.		Death-rate.	
				From cholera.	From all other causes.	From cholera.	From all other causes.
1952	25,424.06	263.84	10.57	2	168	0.09	6.61
1953	23,573.34	249.08	9.37	..	218	..	8.20
1954	18,999.54	204.47	11.39	..	107	..	5.69
1955	15,628.68	175.29	11.22	..	64	..	4.10
1956	15,014.60	121.05	8.06	..	52	..	3.46

The total number of admissions to the hospitals decreased from three thousand and fifty-one in 1955 to two thousand three hundred and fourteen during the year under report. The daily average and the number of deaths also decreased from 175.29 in 1955 to 121.05 and 64 to 52 respectively in the year 1956. The vital statistics show a considerable improvement than the previous year.

There were 44 deaths among convicts (including one death due to suicide) and 8 among undertrials against 62 and 2 respectively in the previous year. There was no death among civil debtors.

Of the deaths that occurred during the year, viz., 52, 46 relate to the Central, District and Special Jails and 6 to Subsidiary Jails. The number of prisoners died in the civil hospitals was nine and these deaths were debited to the institutions from which the prisoners were sent, i. e., five to the Central Jail, Coimbatore, three to the Central Jail, Madras and one to the Central Jail, Salem. A prisoner in the Central Jail, Cuddalore, was released on medical grounds under rule 514-A (1), Volume II, Madras Prison and Reformatory Manual and his release was counted as death for the purpose of statistics.

49. *Death-rate in several classes of jails.*—The following statement shows the death-rate per mille in the several classes of jails as compared with that of the previous year:—

Classes of jails.	Deaths.		Death-rate.	
	1955.	1956.	1955.	1956.
Central Jails	60	41	5.43	3.76
District and Special Jails	4	5	3.12	4.27
Subsidiary Jails	..	6	..	2.04

50. The following statement shows the number of admissions into hospitals, number of deaths and death-rate per mille in the several jails as compared with that of the previous year:—

Jails.	Admissions in to hospitals.		Number of deaths.		Death-rate per mille.	
	1955.	1956.	1955.	1956.	1955.	1956.
Central Jail, Vellore	273	102	9	2	4.96	1.08
Do. Tiruchirappalli.	363	306	12	12	6.93	6.62
Do. Coimbatore	352	433	10	11	4.47	5.05
Do. Madras	313	222	5	4	3.89	2.28
Do. Cannanore	397	66	8	1	7.54	1.63
Do. Salem	130	40	12	6	10.90	5.87
Do. Madurai	413	143	2	1	1.74	0.99
Do. Cuddalore	75	195	2	4	4.80	7.40
State Jail for Women, Vellore.	47	34	..	1	..	3.48
Borstal School, Palayamkottai.	50	71	3	1	5.16	1.93
District Jail, Pudukkottai.	74	196	1	3	3.02	7.90
Total	2,487	1,808	64	46	5.19	3.81

The number of admissions to the hospitals in the jails, excluding subsidiary jails decreased from two thousand four hundred and eighty-seven in 1955 to one thousand eight hundred and eight in 1956. The Central Jail, Coimbatore, recorded the largest number of admissions, while the Central Jail, Tiruchirappalli, comes next.

The daily average number of sick excluding subsidiary jails decreased from 170.08 in 1955 to 116.88 during the year under report.

The number of deaths and the death-rate per mille of average strength decreased from sixty-four in 1955 to forty-six and 5.19 to 3.81 respectively during the year under report. The forty-six deaths during the year were due to Myocarditis 5, pulmonary tuberculosis 4, pyrexia of uncertain origin 2, 1 each to enteric fever, malaria, anaemia and debility and respiratory diseases, and 31 to all other causes. Every possible care and attention in regard to nursing, treatment, diet and other remedial measures were bestowed on the patients.

51. *Subsidiary jails.*—The number of admissions to hospital and the daily average sick decreased from five hundred and sixty-four in 1955 to five hundred and six and 5.21 to 4.17 respectively in the year under report. There were six deaths in the subsidiary jails during the year; of which one relate to convict and five to undertrials as against 'nil' in 1955.

52. *Health of prisoners repatriated from Andamans.*—The Andaman Colonization Scheme has been abolished.

53. *Statement XV—Classes of diseases.*—The following statement shows the rate of admissions to hospital and the death-rate per mille of average strength against the chief diseases for the year 1956 and the three preceding years in the Central, District and Special jails:—

Diseases.	Rate per mille of average strength.			
	1953.		1954.	
	Admissions.	Deaths.	Admissions.	Deaths.
Cholera	..	..	..	..
Dysentery	27.67	0.29	13.61	0.07
Malarial fever	17.29	0.11	9.35	..
Pulmonary tuberculosis and hæmoptysis due to tuberculosis.	8.22	1.36	11.67	0.75
Other tubercular diseases	0.51	..	..	..
Anæmia and debility	14.61	0.36	10.84	1.05
Other general diseases	166.61	5.65	206.32	3.86
Pneumonia	6.33	0.46	3.44	0.32
Other respiratory diseases	29.10	0.40	14.81	0.27
Diarrhœa	9.13	0.06	2.77	0.22
Abscess, boils and ulcers of all kinds.	27.50	..	3.96	..
All other causes	301.78	9.13	282.74	7.02
Total	608.75	18.32	559.51	13.59

Diseases.	Rate per mille of average strength—cont.			
	1955.		1956.	
	Admissions.	Deaths.	Admissions.	Deaths.
Cholera	..	..	..	..
Dysentery	12.74	0.17	16.21	..
Malarial fever	5.11	..	8.23	0.09
Pulmonary tuberculosis and hæmoptysis due to tuberculosis.	13.95	0.69	13.74	0.35
Other tubercular diseases	1.13	0.09	0.62	..
Anæmia and debility	6.59	0.61	3.88	0.09
Other general diseases	37.07	0.69	73.28	2.99
Pneumonia	3.81	0.17	1.58	..
Other respiratory diseases	13.03	0.26	6.34	..
Diarrhœa	1.04	0.26	0.35	..
Abscess, boils and ulcers of all kinds.	5.72	..	6.34	..
All other causes	99.98	2.43	148.76	3.79
Total	207.22	5.37	130.62	3.61

CHIEF DISEASES.

54. *Cholera.*—As in the previous year, there was no admission and death under this disease.

*Dysentery.*—There were one hundred and eighty-four admissions, and no deaths against this disease. Of these

admissions, one hundred and three were in the Central Jail, Tiruchirappalli, fifty-five in the District Jail, Pudukkottai, eight in the Central Jail, Cuddalore, six in the Central Jail, Coimbatore, five in the Central Jail, Madras, three in the Central Jail, Vellore and two each in the Central Jail, Salem and State Jail for women, Vellore.

**Malarial fevers.**—There were ninety-four admissions and one death. The Central Jail, Coimbatore, recorded the largest number of admissions, viz., eighty-six. Admissions in other jails were five in the Central Jail, Cuddalore and one each in the Central Jails at Vellore, Cannanore and District Jail, Pudukkottai. The one death under this disease was contributed by the Central Jail, Coimbatore.

**Tuberculosis.**—The admissions and deaths under this disease were one hundred and fifty-six and four respectively. The four deaths occurred in the following jails:—

Central Jail, Tiruchirappalli	..	..	2
Do. Coimbatore	..	..	2

**Pneumonia.**—The number of admissions during the year was eighteen. There were no deaths.

**Anæmia and debility.**—The number of admissions and deaths were forty-four and one respectively. The death occurred in the Central Jail, Tiruchirappalli.

**Ankylostomiasis.**—There were no admissions and deaths under this disease during the year.

**Enteric fever.**—The number of admissions under this disease increased from nine to sixteen. One prisoner died in the Central Jail, Coimbatore.

**Syphilis.**—The number admitted was eight against thirteen in the previous year.

**Cerebro-spinal meningitis.**—There was neither admission nor death during the year under report.

**55. Number of deaths according to length of time passed in jails.**—Of the forty-three deaths in the Central, District and Special jails, twenty-four were within six months after their admission and nineteen after six months against thirty-nine and twenty-three respectively in the year 1955. Of the twenty-four deaths, nine occurred in the Central Jail, Tiruchirappalli, six in the Central Jail, Coimbatore, two each in the Central Jails, Vellore, Madras and Cuddalore, one each in the Central Jail, Madurai, District Jail, Pudukkottai and State Jail for women, Vellore.

**56. Prisoners' weightment—Statement 'B'.**—The number of prisoners released was fifty-six thousand three hundred and seventy-eight. Of this number, thirty-five thousand seven hundred and sixty-five or 63.44 per cent gained weight, seven hundred and forty-four or 1.32 per cent lost weight and nineteen thousand eight hundred and sixty-nine or 35.24 per cent remained stationary against thirty-two thousand eight hundred and ninety-five or 57.62 per cent, one thousand four hundred and eight or 2.47 and twenty-two thousand and seven hundred and seventy-eight or 39.91 per cent respectively in the previous year.

**57. Water-supply.**—(1) All the jails except those at Salem and Cuddalore are linked with the municipal water-supply. These two jails get the water-supply from the wells inside or outside the jail. All the wells are protected against accidents and contamination.

The construction of an additional reservoir in the Central Jail, Vellore, for storing sufficient quantity of water which was sanctioned by the Government in 1950 was completed during the year.

The King Institute, Guindy, analyses the water of all jails periodically. Any defects brought to notice are being immediately rectified. Drinking water is systematically chlorinated and field tests carried out to maintain efficient sterilization.

(2) **Kitchen.**—The kitchens in the jails were under efficient sanitary control and were working satisfactorily.

(3) and (4) **Conservancy and drainage and other sanitary arrangements.**—The conservancy and drainage and other sanitary arrangements were kept up to the mark.

**58. Grow More Food Campaign.**—Every endeavour has been made and is being made to grow more food. Almost all the institutions are self-sufficient in their kitchen requirements. Local purchase has not been resorted to except under extraordinary circumstances in the case of one or two jails. The figures given below showing the production of vegetables show a considerable increase in the production:—

Jails.	1955.	1956.
	LB.	LB.
Central Jail, Vellore	252,310	281,643
Do. Coimbatore	332,947	352,179
Do. Salem	207,569	211,804
Do. Madurai	193,303	187,569
Do. Tiruchirappalli	643,364	595,875

In addition to the figures shown against Central Jail, Salem, 85,750 lbs. of cholam stalk and 168,045 lb. of guinea grass as cattle fodder have been produced.

**59. Visit to jails.**—Three hundred and fifty-one visits were paid by official and non-official visitors to the several jails and Borstal School, Palayamkottai, during the year against three hundred and thirty-eight in the year 1955.

During the year Sri M. A. Manickavelu Naicker, Minister for Revenue and temporarily holding the portfolio of Jails visited the Central Jail, Madras, on 15th June 1956.

To commemorate the incarceration of Sri C. Rajagopala Chariar in the Central Jail, Vellore, during "Freedom Struggle" in 1921 and 1922, two tablets one in Tamil and the other in English were erected in the cell in which he was confined. The tablets were unveiled by Sri Prakasa, Governor of Madras, on 18th March 1956. A portrait of Sri C. Rajagopalachariar was also unveiled by Sri C. Sabramaniam, Minister for Jails, on the same day.

One thousand three hundred and seventy-one visits were paid by moral and religious lecturers for imparting religious and moral instructions to the prisoners during the year against one thousand three hundred and fifty-four in 1955.

**60. Inspections.**—I inspected all the jails except the District Jail, Pudukkottai, Central Jail, Cannanore, Borstal School, Palayamkottai, and the Special Sub-Jails at Kozhikode and Mangalore, which were inspected by Sri M. Harischander. All subsidiary jails in the State were also inspected by me or Sri M. Harischander except the following sub-Jails:

**Tiruchirappalli district.**—Sub-Jail, Jayankondan.

**Tanjore district.**—Sub-Jail, Arantargi.

**Tirunelveli district.**—Sub-Jail, Sattankulam.

**Malabar district.**—(1) Sub-Jail, Alathur.

- (2) Sub-Jail, Badagara.
- (3) Sub-Jail, Fort Cochin.
- (4) Sub-Jail, Manantoddy.
- (5) Sub-Jail, Manjeri.
- (6) Sub-Jail, Ottapalam.
- (7) Sub-Jail, Palghat.
- (8) Sub-Jail, Ponnani.
- (9) Sub-Jail, Quilandy.
- (10) Sub-Jail, Tirur.
- (11) Sub-Jail, Tirurangadi.
- (12) Sub-Jail, Vythiri.

The number of inspections of the subsidiary jails made by the Collectors, District Magistrates and Subdivisional Magistrates was one hundred and thirty-five and by the District Medical Officers, fifteen. The number of visits paid by other visitors is furnished below:—

District and Sessions Judges	..	12
Inspector-General of Police and Deputy	..	5
Inspector-General of Police	..	7
District and Municipal Health Officers	..	

The total number of inspections and visits paid by official and non-official visitors was five hundred and fifty-one. The number of visits paid by the members of the Legislature and special visitors to the jails in the State was fifteen.

61. *Records—Civil Stores and Service Registers.*—The rules relating to the maintenance of service registers, leave accounts and the periodical destruction of records were complied with and inventories of stores in the various jails and in my office were written up to the end of the year.

62. *Important events and notable administrative measures undertaken during the year were.* (1) Formation of the Classifying Boards in the Central Jails at Coimbatore, Tiruchirappalli, Salem and Madras consisting of the Superintendent of the Jail, the Senior Assistant Surgeon and Jailor to ascertain during the quarantine period the prisoner's capacity, attitude and aptitude so as to decide the kind of work, education, training which should be given to prisoners.

(2) Appointment of an Office Manager in the Central Jails at Coimbatore, Tiruchirappalli, Salem and Madras to relieve Jailors from attending to Office correspondence and maintenance of cash book and to utilize their services on Classifying Boards' work for the welfare of prisoners in the jails.

(3) Appointment of four lower division clerks with typewriting qualification for attending to the work connected with Classifying Boards of prisoners during their quarantine period.

(4) Increase in the scale of pay of Deputy Jailors from Rs. 90—5—140 to Rs. 120—5—150.

(5) Fixing III Form or E.S.L.C. as minimum educational qualification for the Second Grade Warders, both men and women in the Jail Department, in order to have better supervision and good conduct and behaviour when they move with prisoners.

(6) Reprinting of the Madras Prison and Reformatory Manual, Volumes I and II, and the work is in progress by appointment of one upper division clerk and one lower division clerk and one typist in the Head Office.

*Film show in jails.*—“A Better Man” lent by the British Information Service was screened in the jails, viz., Central Jail, Salem, Central Jail, Madurai, Special Sub-Jail (Men) Salem and Special Sub-Jail, Tiruchirappalli.

Screening of Film on “Wild Life” in the Special Sub-Jail (Men), Salem, during the first week of October 1956 for celebrating the Wild Life Week.

(8) Participation in the All-India Mahamakham Fair and Exhibition, Kumbakonam in February 1956 and in the “Chitra Exhibition” conducted by the Madurai Municipality.

(9) Government have approved the proposal of mechanisation of Carpentry Industry in the Central Jail, Vellore, Tiruchirappalli, and Borstal School, Palayamcottai.

(10) The Inspector-General of Prisons and certain Jail Officers attended the All-India Conference of Correctional Officers at Calcutta.

(11) The Government were pleased to sanction an expenditure of Rs. 62,500 towards the improvement of vegetable gardening in jails for supplying prisoners with fresh and good vegetables.

(12) Introduction of modified Borstal Section in the Central Jail, Tiruchirappalli.

(13) Employment of prisoners in the Central Jail, Tiruchirappalli on road works.

(14) Permitting prisoners who have undergone six months imprisonment to receive tobacco in all forms from their relatives and friends.

(15) Opening of a Central Jail, near Andipatti for employment of prisoners on canal work.

(16) Introduction of carpet-weaving industry in the Central Jail, Cuddalore.

(17) Introduction of carpentry industry in the Central Jail, Madurai.

(18) Opening of a Farm Jail at Singanallur.

(19) Employment of prisoners in the Government Bus Transport, Madras.

(20) Books and magazines which are not of objectionable nature to be allowed to the prisoners.

(21) Opening of a Modified Borstal Section in the State Jail for Women, Vellore, as an experimental measure for a period of one year.

(22) Superintendence of Subsidiary jails to vest in Deputy Tahsildars.

(23) Release of prisoners on Sundays and other holidays—Amendment to rule 500, Volume II, Madras Prison and Reformatory Manual.

(24) Certain classes of prisoners in the Central Jail, Madurai permitted to play volley ball on Sundays and jail holidays as an experimental measure.

(25) Prisoners appearing for E.S.L.C. and S.S.L.C. Examinations were exempted from payment of fees subject to certain conditions.

(26) The Government approved an expenditure of Rs. 50,600 on the execution of the following improvements in the sanitary conditions in the sub-jails of the State.

(1) The floor area in the corner sloping towards the rear of the Sub-Jail cells to be raised by about 2" and a low ridge around the raised area provided to avoid a flow towards any part of the cell.

(2) A water bucket and mug for flushing out the urinal inside the cell with water to be provided in each cell.

(3) Aluminium urinals of a large size to replace the present mud pots.

63. *Programme of work to be done—Schemes already sanctioned but pending execution.*—(1) Improvement of vegetable gardening in certain jails—Expenditure of Rs. 62,500 sanctioned in G.O. Ms. No. 1058, Home, dated 5th April 1956.

(2) *Sub-Jails in the State.*—Improvements in the sanitary conditions—Expenditure of Rs. 50,600 sanctioned in G.O. Ms. No. 2026, Public Works, dated 27th April 1956.

(3) *Central Jail, Coimbatore.*—Provision of Leach type latrines in the staff quarters—Expenditure of Rs. 1,456 sanctioned in G.O. Ms. No. 381, Public Works, dated 31st January 1957.

(4) *Sub-Jail, Chingleput.*—Provision of iron bars to verandah in the Sub-jail at Chingleput—Expenditure of Rs. 3,700. Approved in G.O. Ms. No. 4620, Public Works, dated 7th November 1956.

(5) *District Jail, Pudukkottai.*—Lease of lands for gardening purposes—Sanctioned by Government in G.O. Ms. No. 520, Home, dated 28th February 1957.

#### PROGRAMME OF WORK TO BE DONE.

1. *Special Sub-Jail, Kokkirakulam, Tirunelveli district.*—Conversion of Jailor's quarters into cells and annexed to the main jail—Replacement of police guard by warder staff.

2. *Sub-Jails, Nanguneri and Vilathikulam, Tirunelveli district.*—Raising of the compound walls.

3. *Sub-Jail, Ootacamund.*—Construction of additional cells to relieve overcrowding.

4. *Sub-Jails, Kulithalvi and Karur, Tiruchirappalli district.*—Construction of additional cells to relieve overcrowding.

5. *Sub-Jail, Turaiyur, Tiruchirappalli district.*—Raising of the compound wall.

6. *Sub-Jail, Keeranur, [Tiruchirappalli district.*—Raising of the compound wall.

7. *Sub-jail, Tirumayam, Tiruchirappalli district.*—Raising of the compound wall.
8. *Sub-jail, Perambalur, Tiruchirappalli district.*—Raising of the compound wall.
9. *Sub-jail, Poonamalle-Chingleput district.*—Improvements to the compound wall.
10. *Sub-jail, Tanjore.*—Providing 4" diameter bore-well with an automatic pump.
11. *Sub-jail, Nagapattinam, Tanjore district.*—Construction of additional cells and compound wall.
12. *Sub-jail, Pattukottai, Tanjore district.*—Construction of additional cells.
13. *Sub-jails, Sirkali and Kumbakonam, Tanjore district.*—Construction of additional cells.
14. *Sub-jail, Tiruchengode, Salem district.*—Raising of the compound wall.
15. *Sub-jail, Namakkal, Salem district.*—Raising of the compound wall.
16. *Sub-Jail, Sankari, Salem district.*—Raising of the compound wall.
17. *Sub-jail, Usilampatti, Madurai district.*—Electrical installation.
18. *Sub-Jail, Nagercoil, Kanyakumari district.*—Raising of the compound wall, provision of more latrines and shower baths, etc.
19. *Sub-Jail, Ulundurpet, South Arcot district.*—Construction of additional cells and expansion of the sub-jail building.
20. *Sub-Jail, Arkonam, North Arcot district.*—Roofing the dining platform—Proposal for Rs. 1,500.
21. *Sub-Jail, Wallajah, North Arcot district.*—Provision of open air enclosure.
22. *Sub-Jails, Perundurai, Tiruppur and Bhavani.*—Construction of additional cells.
23. *Central Jail, Madras.*—Construction of quarters for 34 warders.
24. *Central Jail, Madras.*—Expansion of convict Warder Block.
25. *Central Jail, Madras.*—Mechanisation of the tailoring section.
26. *Central Jail, Vellore.*—Building a library-cum-Radio House for the warders' line.
27. *State Jail for Women, Vellore.*—Conversion of cage latrines into flush-out latrines.
28. *State Jail for Women, Vellore.*—Construction of I Grade female warders' huts.
29. *State Jail for Women, Vellore.*—Construction of II Grade warders' quarters.
30. *Central Jail, Madurai.*—Construction of an office building in the top floor.
31. *District Jail, Pudukkottai.*—Construction of quarters for upper division clerk, superintendent, lower division Clerk, typist, teacher, compounder, carpentry foreman, Attendant and watchman.
32. *District Jail, Pudukkottai.*—Carpentry section—Construction of workshop and an association block.
33. *Central Jail, Cuddalore.*—Constructing a roadway in the Jail.
34. *Central Jail, Cuddalore.*—Providing expanded metal to association block in the jail.
35. *Central Jail, Cuddalore.*—Improvements to the Sub-Assistant Surgeon's quarters.
36. *Central Jail, Cuddalore.*—Proposals for the employment of additional warder staff.
37. Provision of a windmill in the Central Jail, Cuddalore.
38. *Central Jail, Coimbatore.*—Renewing the pressed steel tank near the new storied cells.
39. *Central Jail, Coimbatore.*—Renewal of urinals, etc. to all the fly-proof latrines and hospital kitchen.
40. *Central Jail, Coimbatore.*—Provision of additional space of erecting four carding engines.
41. *Central Jail, Coimbatore.*—Provision of out-patient department for the members of the jail staff.
42. *Central Jail, Coimbatore.*—Additional room space for 4,100 spindles.
43. *Central Jail, Coimbatore.*—Extension of the office room of the Deputy Jailer.
44. *Central Jail, Coimbatore.*—Factory—New building for tailoring section.
45. *Central Jail, Salem.*—Rural Housing Government of India—Construction of 50 quarters for warders at a cost limited to 2 lakhs.
46. *Special Sub-Jail, Tiruchirappalli.*—Improvement to the venereal ward, surgical ward of the old headquarters hospital building, Guard room and special repairs to the buildings inside the compound wall.
47. *Borstal School, Palayamcottai.*—Electrification of Civil Assistant Surgeon's quarters.

## NEW SCHEMES.

1. Revision of the rates of labour charges.
2. Employment of steward clerks in jails.
3. Employment of typists in certain Central jails.
4. Employment of additional clerks in the Remission and Accounts section.
5. Provision of additional light points in all the jails.
6. Labour for short-termers—Opening of Remand Sub-jails in the districts of Madras, Madurai and Coimbatore.
7. Opening of Farm Prisons in certain sub-jails to provide labour for prisoners.
8. Starting of an 'Open Air Prison' in the Central Jail, Tiruchirappalli.

64. *Conduct of jail establishment.*—The strength of the permanent and temporary warders' establishment was 884 and 176 respectively. The total number of punishments awarded was 283 against 349 in the previous year.

The details of punishments awarded are furnished below:—

Warnings .. .. .	115
Extra drill and extra duty and deprivation of off duty ..	88
Fine .. .. .	29
Other punishments .. .. .	15
Discharges .. .. .	..
Reduction from higher to lower ranks .. .. .	21
Deduction of pay .. .. .	7
Suspensions .. .. .	6
Dismissals .. .. .	2

The conduct of the warders' establishment was satisfactory.

65. *Conduct of jail officers.*—One acting upper division Clerk was dismissed from service for removal from the Jail one roll of camel hair belt from the Manufactory Stores of the Central Jail, Cannanore.

The conduct of the jail officers on the whole satisfactory.

66. *Annual reports of Central, District and Special Jails.*—The annual reports furnished by the Superintendents of Central, District and Special Jails are submitted herewith for perusal and return.

T. S. RAMACHANDRAN,  
Inspector-General of Prisons, Madras.

APPENDIX.

Note.—Statements V, VII, VIII, X, XII, XVI, XVII, A and D to G have been omitted under orders of the Government.

GENERAL SUMMARY.

Showing the distribution of the prisoners of all classes confined in the jails and subsidiary jails of the Madras State during the year 1956.

(1) Serial number and classes of jails.	(2) Classes of prisoners.	(3) Remained at the commencement of the year.			(4) Received during the year.			(5) Total.			(6) Discharged from all causes.		
		M.	F.	Total.	M.	F.	Total.	M.	F.	Total.	M.	F.	Total.
Central Jails (8)	Convicts	9,978	22	10,000	56,973	1,300	58,273	66,951	1,322	68,273	56,298	1,270	57,568
	Under trials	568	23	591	14,919	783	15,702	15,487	806	16,293	14,839	754	15,593
	Civil	29	..	29	371	..	371	400	..	400	347	..	347
	Security prisoners.	..	..	..	..	..	..	..	..	..	..	..	..
District and Special Jails (2).	Convicts	294	238	532	1,131	1,553	2,684	1,425	1,791	3,216	998	1,436	2,434
	Under trials	8	..	8	380	..	380	338	..	338	378	..	378
	Civil	..	..	..	..	..	..	..	..	..	..	..	..
	Security prisoners.	..	..	..	..	..	..	..	..	..	..	..	..
Borstal School (1).	Convicts	528	..	528	240	..	240	768	..	768	290	..	290
	Under trials	..	..	..	..	..	..	..	..	..	..	..	..
	Civil	..	..	..	..	..	..	..	..	..	..	..	..
	Security prisoners.	..	..	..	..	..	..	..	..	..	..	..	..
Total (11)	Convicts	10,800	260	11,060	58,344	2,853	61,197	69,144	3,113	72,257	57,586	2,706	60,292
	Under trials	576	23	599	15,299	783	16,082	15,875	806	16,681	15,217	754	15,971
	Civil	29	..	29	371	..	371	400	..	400	347	..	347
	Security prisoners.	..	..	..	..	..	..	..	..	..	..	..	..
	Total	11,405	283	11,688	74,014	3,636	77,650	85,419	3,919	89,338	73,150	3,460	76,610
Subsidiary Jails	Convicts	1,107	78	1,185	50,427	2,829	53,316	51,594	2,907	54,501	50,489	2,823	53,312
	Under trials	1,797	38	1,835	64,062	2,851	66,913	65,859	2,889	68,748	64,301	2,821	67,122
	Civil	..	..	..	16	..	16	16	..	16	16	..	16
	Security prisoners.	..	..	..	..	..	..	..	..	..	..	..	..
	Total	2,904	116	3,020	114,565	5,680	120,245	117,469	5,796	123,265	114,806	5,644	120,450
Grand total	Convicts	11,907	338	12,245	108,831	5,682	114,513	120,738	6,020	126,758	108,075	5,529	113,604
	Under trials	2,373	61	2,434	79,361	3,634	82,995	81,734	3,695	85,429	79,518	3,577*	83,093
	Civil	29	..	29	387	..	387	416	..	416	363	..	363
	Security prisoners.	..	..	..	..	..	..	..	..	..	* 6	..	6
	State total for 1956	14,309	399	14,708	188,579	9,316	197,895	202,888	9,715	212,603	187,956	9,104	197,060
	State total for 1955	17,108	733	17,841	184,381	9,431	193,812	201,489	10,184	211,673	187,180	9,785	196,965

		(7) Remaining at the end of the year.			(8) Daily average number of each class.			(9) Total daily average of whole jail.		
		M.	F.	Total.	M.	F.	Total.	M.	F.	Total.
Central Jails (8)	Convicts	10,653	52	10,705	10,156.87	35.67	10,192.54	10,847.61	59.60	10,907.21
	Under trials	648	52	700	657.14	23.93	681.07			
	Civil	53	..	53	33.60	..	33.60			
	Security prisoners.	..	..	..	..	..	..			
District and Special Jails (2).	Convicts	427	355	782	369.21	287.00	656.21	666.54	..	..
	Under trials	10	..	10	10.33	..	10.33			
	Civil	..	..	..	..	..	..			
	Security prisoners.	..	..	..	..	..	..			
Borstal School (1).	Convicts	478	..	478	504.93	..	504.93	504.93	..	..
	Under trials	..	..	..	..	..	..			
	Civil	..	..	..	..	..	..			
	Security prisoners.	..	..	..	..	..	..			
Total (11)	Convicts	11,558	407	11,965	11,031.01	323.67	11,354.68	11,732.08	346.60	12,078.68
	Under trials	658	52	710	667.47	23.93	691.40			
	Civil	53	..	53	33.60	..	33.60			
	Security prisoners.	..	..	..	..	..	..			
	Total	12,269	459	12,728	11,732.08	346.60	12,078.68			
Subsidiary jails	Convicts	1,105	84	1,189	974.95	66.83	1,041.78	2,808.50	127.42	2,935.92
	Under trials	1,558	68	1,626	1,833.09	60.59	1,893.68			
	Civil	..	..	..	0.46	..	0.46			
	Security prisoners.	..	..	..	..	..	..			
	Total	2,663	152	2,815	2,808.50	127.42	2,935.92			
Grand Total	Convicts	11,678	461	12,139	12,075.96	389.50	12,395.46	14,540.58	474.02	15,014.60
	Under trials	2,085	113	2,198	2,500.56	84.52	2,585.08			
	Civil	47	..	47	34.06	..	34.06			
	Security prisoners.	..	..	..	..	..	..			
	State total for 1956	18,810	574	19,384	14,540.58	474.02	15,014.60			
	State total for 1955	14,309	369	14,678	15,068.54	560.14	15,628.68			

\* Allotted to Mysore and Kerala States due to Reorganisation of States.

STATEMENT I.—JUDICIAL (for convicts only).

Statement showing the number and disposal of the convicts in the jails and subsidiary jails of the Madras State during the year 1956.

(1)	(2)		(3)		(4)		(5) Received by transfers.										
	Remained at the close of the previous year.		Imprisoned during the present year 1956.		Total.		A To undergo sentence.				B In transit for transportation or to other jails.						
	M.	F.	M.	F.	M.	F.	From jails in the State.		From subsidiary jails to District Jails in the State.		From jails outside the State.		From jails in the State.		From jails outside the State.		
	M.	F.	M.	F.	M.	F.	M.	F.	M.	F.	M.	F.	M.	F.	M.	F.	
State total for 1956.	11,907	938	83,09	4,651	94,916	4,989	2,875	32	..	..	167	..	26,941	960	..	..	
State total for 1955.	14,129	648	80,587	5,029	94,716	5,677	2,258	31	..	..	129	2	22,390	1,154	..	..	
	(6)		(7)				(8)										
	Grand total.		A To undergo sentence.		B For transportation beyond seas, etc.		A On appeal.		B On expiry of sentence.		C Under remission rules.		D By order of Government.				
	M.	F.	M.	F.	M.	F.	M.	F.	M.	F.	M.	F.	(a) On account of sickness.		(b) On other grounds.		
	M.	F.	M.	F.	M.	F.	M.	F.	M.	F.	M.	F.	M.	F.	M.	F.	
State total for 1956.	124,909	5,981	33,738	1,479	..	..	1,710	69	64,637	3,541	11,185	372	2	..	426	6	
to total for 1955.	119,493	6,864	32,863	1,555	..	..	1,457	86	60,072	4,184	12,409	649	8	..	298	13	
	(9)		(10)		(11)		(12)		(13)		(14)		(15)				
	Released on licence.		Transferred to Mental Hospital, Headquarters Hospital and P. T. Act.		Escaped.		Executed.		Died.		Remaining at the end of the present year.		Daily average number.				
	M.	F.	M.	F.	M.	F.	M.	F.	M.	F.	M.	F.	M.	F.	M.	F.	
State total for 1956.	27	..	456	19	5	..	32	3	33	1	11,678	1461	12,139	12,005	96	389	50
State total for 1955.	15	..	351	37	3	..	37	..	73	2	11,907	338	12,245	12,138	66	463	44

\* Allotted to Mysore and Kerala States consequent on the Reorganization of States. † Figures relating to jails in the Residuary States.

STATEMENT II.—JUDICIAL (for convicts only).

Statement showing the religion, age, state of education and previous occupation of the convicts admitted into the jails and subsidiary jails of the Madras State during the year 1956.

(1)	(2) Religion.										(3) Age.								
	A Christians.			B Muslims.		C Hindus and Sikhs.		D Buddhists and Jains.			E All other classes.		A Under 16 years.		B 16 to 18 years.		C 19 to 21 years.		D 22 to 30 years.
	(a) Europeans.	(b) Anglo-Indians.	(c) Indians.	M.	F.	M.	F.	M.	F.	M.	F.	M.	F.	M.	F.	M.	F.	M.	F.
State total for 1956.	..	14	3,714	173	5,034	125	71,532	4,190	3	2,722	163	39	2	4,910	124	12,484	489	27,169	1,567
State total for 1955.	..	7	4,937	310	4,857	169	68,298	4,513	146	9	2,292	28	70	2	3,979	140	10,352	591	29,285
	(3)-cont. Age-cont.			(4) Education.						(5) Previous occupation.									
	E 31 to 40 years.		F 41 to 60 years.		G Above 60 years.		A Literates.		B Illiterates.		A Persons employed under Government or municipal or other local authorities.			B Professional persons.			C Persons in service or performing personal offices.		
	M.	F.	M.	F.	M.	F.	M.	F.	M.	F.	M.	F.	M.	F.	M.	F.	M.	F.	
State total for 1956.	22,261	1,333	14,663	1,055	1,493	51	25,513	520	57,506	4,131	471	..	..	..	3,590	4	..	..	5,600
State total for 1955.	21,486	1,544	14,133	1,146	1,282	68	20,761	546	59,826	4,483	528	..	..	..	2,877	..	..	..	3,327
	(5)-cont. Previous occupation-cont.										(6) Total.								
	D Persons engaged in agriculture and with animals.			E Persons engaged in commerce and trade.			F Persons employed in mechanical arts, manufactures and engineering operations, etc.			G Miscellaneous persons not classed otherwise.			Males.		Females.		Total.		
	M.	F.	M.	F.	M.	F.	M.	F.	M.	F.	M.	F.	M.	F.	M.	F.	M.	F.	
State total for 1956.	27,409	759	86	92	4,780	18	..	..	2,033	2	..	3	39,145	9,016	354	37	83,019	4,651	
State total for 1955.	30,654	319	36	106	4,538	113	12	29	2,234	225	8	6	36,429	3,414	524	236	80,587	5,029	

STATEMENT III.—JUDICIAL (for convicts only).

Statement showing the convicts admitted into the jails and subsidiary jails of the Madras State during the year 1956 and those remaining on the 31st December of that year, according to the nature and length of sentences.

(1)	(2)	(3)											
		Numbers according to length of sentences.											
		A		B		C		D		E		F	
Nature of imprisonment indicated by letters marking the four jail divisions.		Not exceeding one month.		Above one month and not exceeding three months.		Above three months and not exceeding six months.		Above six months and not exceeding one year.		Above one year and not exceeding two years.		Above two years and not exceeding five years.	
		M.	F.	M.	F.	M.	F.	M.	F.	M.	F.	M.	F.
State total for 1956.	A. Prisoners sentenced to simple imprisonment.	15,513	951	1,464	217	105	6	85	2	17	..	1	1
	B. Prisoners sentenced to rigorous imprisonment.	19,456	1,562	37,586	1,659	5,083	178	1,699	36	939	18	582	2
	C. Prisoners sentenced to rigorous imprisonment with solitary confinement.	..	..	..	..	..	..	..	..	..	..	..	..
	D. Prisoners sentenced to rigorous imprisonment with whipping.	..	..	..	..	..	..	..	..	..	..	..	..
	Total admissions ..	34,969	2,513	39,050	1,876	5,188	184	1,784	38	956	18	583	3
	Total remaining on the 31st December 1956.	948	95	3,520	251	1,118	50	1,072	20	1,079	10	1,113	4
State total for 1955.	Total admissions for 1955 ..	34,854	2,475	37,325	2,204	4,867	190	1,676	32	821	7	480	11
	Total remaining on the 31st December 1955.	979	70	3,628	146	1,510	50	1,057	14	1,014	13	1,648	11

(3)—cont.

(1)	(2)	(3)												
		Numbers according to length of sentences—cont.												
		G		H		I				J		Total.		
		Above five years and not exceeding ten years.		Exceeding ten years.		Sentenced to transportation beyond seas.				Sentenced to death.				
				a		b								
				For life.		For a term.								
		M.	F.	M.	F.	M.	F.	M.	F.	M.	F.	Total.		
State total for 1956.	A. Prisoners sentenced to simple imprisonment.	..	..	..	..	..	..	..	..	..	..	..		
	B. Prisoners sentenced to rigorous imprisonment.	96	..	9	..	197	14	..	..	187	5	65,834	3,474	69,308
	C. Prisoners sentenced to rigorous imprisonment with solitary confinement.	..	..	..	..	..	..	..	..	..	..	..	..	
	D. Prisoners sentenced to rigorous imprisonment with whipping.	..	..	..	..	..	..	..	..	..	..	..	..	
	Total admissions ..	96	..	9	..	197	14	..	..	187	5	83,019	4,651	87,670
	Total remaining on the 31st December 1956.	466	..	44	1	1,531	29	..	..	87	1	11,678	461	12,139
State total for 1955.	Total admissions for 1955 ..	147	1	15	..	271	15	..	..	131	4	80,537	5,029	85,616
	Total remaining on the 31st December 1955.	526	3	43	1	1,442	26	..	..	70	4	11,907	338	12,245

STATEMENT IV.—JUDICIAL (for convicts only).

Statement showing the convicts admitted into the jails and subsidiary jails of the Madras State during the year 1956 who had been previously convicted.

(Amended as per G.O. Ms. No. 2993, Home, dated 27th July 1951.)

(1)	(2)	(3)											
		Number admitted during the year.											
		A			B						C		
Number imprisoned for the first time in default of finding security under section 110, Criminal Procedure Code, and classified as habituals.			Number imprisoned in default of finding security under section 110 of the Criminal Procedure Code or convicted under Chapters XVII, XVI, XVII and XVIII of the Indian Penal Code with previous convictions under any of those chapters or under section 110 of the Criminal Procedure Code and classified as habituals.						Total.				
			Once previously convicted.		Twice previously convicted.		More than twice previously convicted.						
			M.	F.	M.	F.	M.	F.	M.	F.	M.	F.	
State total for 1956 ..	..	83,019	4,651	449	10	1,935	49	873	2	652	1	3,909	62
State total for 1955 ..	..	80,537	5,029	339	3	2,053	14	676	..	236	..	3,404	17

(4)

(1)	(2)	(3)											
		Females under item G—(Previous occupation) of Statement No II—(For convicts only).											
Ratio per cent of column (3-C) to column (2) in whole number.			Number of prostitutes admitted during the year.			Number previously convicted.			Total.				
			Number in column (2) identified as "habituals" before conviction and classified as such by the convicting Courts.			Number in column (2) classified as "habituals" by the District Magistrate or Magistrate specially empowered (not being the convicting Court).			Number in column (2) classified as "habituals" by the Jail Superintendent.				
			M.	F.	Total.	M.	F.	Total.	M.	F.	Total.		
State total for 1956 ..	..	4.71	1.33	4.53	15	..	15	3,909	62	..	..		
State total for 1955 ..	..	4.22	0.34	3.99	25	..	25	3,404	17	..	..		

STATEMENT VI.—JUDICIAL (for convicts only).

Statement showing the offences committed by the convicts and the punishments inflicted on them in the jails and subsidiary jails of the Madras State during the year 1956.

(1)	(2)	(3)	(4)										(5)		
			Offences dealt with by Superintendents.												
			a		b		c		d		e				
			Relating to work.		Relating to prohibited articles.		Relating to assaults, mutiny and escapes.		All other breaches of Jail Rules.		Total.				
		Dealt with by major punishments.		Dealt with by minor punishments.		Dealt with by major punishments.		Dealt with by minor punishments.		Dealt with by major punishments.		Dealt with by minor punishments.			
State total for 1956	..	..	12,395.46	2	34	46	53	46	10	12	158	104	255	208	2
State total for 1955	..	..	12,602.10	4	49	57	24	36	8	6	144	90	225	189	4

(6)	(7)	(8)										(9)	(10)	(11)	(12)																				
		Punishments inflicted by Superintendents.																																	
		Minor.					Major.																												
		a	b	c	d	e	f	a	b	c	d					e	f	g																	
Warnings.		Penal diet with or without cellular confinement not exceeding 48 hours.		Separate and cellular confinement.		Hand-cuffing and link-fetters.		Other punishments.		Total.		Separate and cellular confinement.		Penal diet with cellular confinement exceeding 48 hours.		Fetters and hand cuffing behind or to a staple.		Corporal punishments.		Combination of minor punishments.		Other punishments.		Total.		Grand total of punishments.		Ratio percentage of column (6-f) to column (2).		Ratio percentage of column (7-g) to column (2).		Ratio percentage of column (8) to column (2).		Ratio percentage of column (7-d) to column (8).	
State total for 1954	..	..	77	..	..	69	62	208	11	..	29	..	..	215	255	466	1.67	2.06	3.79	..	..	..	..	..	..	..	..	..	..	..	..	..	..		
State total for 1955	..	..	64	..	..	49	76	189	4	..	20	..	1	200	225	418	1.49	1.78	3.32	..	..	..	..	..	..	..	..	..	..	..	..	..	..		

STATEMENT IX.—FINANCIAL, 1956.

Statement showing the expenditure in guarding and maintaining the prisoners in the jails and subsidiary jails of the Madras State during the year 1956, excluding the cost of building new jails, of additions, alterations and repairs.

Serial number.	Jails.	(3)						(4)													
		Daily average number of prisoners.						Establishment charges.													
		Convicts.		Undertrial.		Civil.		Security prisoners.		Civil inmates.		Total.									
		A	B	C	D	E	F	A	B	C	D										
		Rations.		Miscellaneous dietary charges.		Garden and agricultural expenses.		Proportion of dairy expenses.		Total cost.		Cost per head of average strength excluding civil prisoners.		Permanent.		Temporary.		Total cost.		Cost per head of average strength.	
		RS.		RS.		RS.		RS.		RS.		RS.		RS.		RS.		RS.		RS. A. P.	
Grand total for 1956	..	12,395.46	2,585.08	34.06	..	..	15,014.60	11,10,572	3,14,847	14,35,419	95	9	8								
Grand total for 1955	..	12,602.10	3,005.86	20.72	..	..	15,628.68	11,12,273	2,50,323	13,62,596	87	3	0								

Jails.	(5)						(6)					
	Dietary charges.						Hospital charges.					
	A	B	C	D	E	F	A	B	C			
	Rations.	Miscellaneous dietary charges.	Garden and agricultural expenses.	Proportion of dairy expenses.	Total cost.	Cost per head of average strength excluding civil prisoners.	Sick diets and extras for patients.	Extras or special diet for weak prisoners not in hospital.	Medicines, clothing, bedding, etc.			
		RS.		RS.		RS.		RS.				
Grand total for 1956	..	27,02,744	3,841	10,124	16,295	27,33,004	182	7	0	1,23,962	99,442	85,021
Grand total for 1955	..	26,16,322	3,347	8,841	14,726	26,43,236	169	5	7	1,12,178	84,107	98,046



STATEMENT IX.—FINANCIAL, 1956—cont.

Statement showing the expenditure in guarding and maintaining the prisoners in the jails and subsidiary jails of the Madras State during the year 1956, excluding the cost of building new jails, of additions, alterations and repairs—cont.

	(6)—cont. Hospital charges—cont.				(7) Clothing and bedding of prisoners.				(8) Sanitation charges.						
	D	E	F		G	A	B			A	B	C	D	E	
	Proportion of dairy expenses.	Total cost.	Cost per head of average strength.		Cost per head of average number sick.	Total cost.	Cost per head of average strength excluding civil prisoners.			Charges for conservancy, cleaning and purifying.	Charges for water-supply.	Extraordinary charges.	Total cost.	Cost per head of average strength.	
RS.	RS.	RS.	A. P.	RS.	A. P.	RS.	RS.	A. P.	RS.	RS.	RS.	RS.	RS.	RS.	A. P.
Grand total for 1956 ..	756	3,06,181	20	9 6	2,554	1 3	2,44,070	16	4 8	40,557	62,556	183	1,03,296	6 14	0
Grand total for 1955 ..	909	2,95,240	18	14 3	1,467	8 4	2,57,609	16	8 1	73,184	61,305	876	1,35,365	8 10	7

	(9) Charges for moving prisoners.				(10) Charges for miscellaneous services and supplies.							
	A	B	C	D	A	B	C	D	E	F	G	H
	Transfer charges and food subsistence of prisoners.	Transportation charges.	Total cost.	Cost per head of average strength.	Lighting.	Disciplinary charges.	Annual expenses for uniform and accoutrements of warders.	Money payment as reward for recaptures and services.	Execution charges.	Other miscellaneous charges.	Total cost.	Cost per head of average strength.
RS.	RS.	RS.	RS. A. P.	RS.	RS.	RS.	RS.	RS.	RS.	RS.	RS.	RS. A. P.
Grand total for 1956 ..	1,04,802	..	1,04,802	6 15 8	60,627	5,588	29,919	2,432	73	72,621	1,71,265	11 6 7
Grand total for 1955 ..	1,46,508	..	1,46,508	9 6 0	61,199	3,308	35,188	1,674	135	72,071	1,73,575	11 1 8

	(11) Travelling allowances.		(12) Contingencies.								(13) Extraordinary charges for livestock, tools and plant likely to last for three years and upwards.	
	A	B	A	B	C	D	E	F	G	H	A	B
	Total cost.	Cost per head of average strength.	Rents, rates and taxes.	Telephone charges.	Service postage and telegrams.	Current office expenses.	Office furniture.	Charges for registers and stationery.	Total cost.	Cost per head of average strength.	Conservancy and water-supply dead stock.	Dietary dead stock.
RS.	RS. A. P.	RS.	RS.	RS.	RS.	RS.	RS.	RS.	RS. A. P.	RS.	RS.	
Grand total for 1956 ..	16,051	1 1 1	49,622	6,385	27,745	36,289	199	2,929	1,23,169	8 3 3	3,090	4,126
Grand total for 1955 ..	11,069	0 11 4	45,161	6,440	27,066	36,341	158	2,756	1,17,922	7 8 9	6,761	10,125

STATEMENT IX.—FINANCIAL, 1956—cont.

Statement showing the expenditure in guarding and maintaining the prisoners in the jails and subsidiary jails of the Madras State during the year 1956, excluding the cost of building new jails, of additions, alterations and repairs—cont.

	(13)—cont.										(14)	
	Extraordinary charges for livestock, tools and plant likely to last for three years and upwards—cont.										Grand total of expenditure.	
	C	D	E	F	G	H	I	J	K	L	A	B
Hospital deadstock.	Garden and agricultural deadstock.	Lighting dead stock.	Disciplinary dead stock.	Arms and accoutrements (original cost).	Dairy livestock and plant (excluding maintenance).	Draught cattle (excluding maintenance which goes under 10 F).	Other miscellaneous dead stock.	Total cost.	Cost per head of average strength.		Grand total of expenditure.	Total cost per head of average strength.
RS.	RS.	RS.	RS.	RS.	RS.	RS.	RS.	RS.	RS. A. P.	RS.	RS. A. P.	
Grand total for 1956 ..	3,705	646	2 6	1,912	649	676	196	4,419	19,715	1 5 0	52,59,972	350 5 2
Grand total for 1955 ..	11,413	3,230	706	5,662	702	771	646	6,207	46,223	2 15 4	51,89,343	332 0 8
			Inspector-General of Prisons.	Establishment charges.	Travelling allowances.	Contingencies.	Total.					
			RS.	RS.	RS.	RS.	RS.					
Grand total for 1956 ..			42,726	51,933	10,326	(b) 30,904	1,36,389					
Grand total for 1955 ..			36,600	54,111	9,996	(a) 44,054	1,44,761					
(a) Includes Stationery department charges						RS. 1,790.						
(b) Do.		do.				1,687.						

NOTE.—(1) In arriving at the figures for columns (5) D and (6) D, the expenses including those shown in column (13) H are divided between the dietary and hospital charges in the proportion in which the produce of the dairy was used for the general dieting of the prisoners or for the sick and infirm.  
 (2) The cost of jail garden produce issued to the prisoners is not taken into account in estimating the average cost of maintenance per prisoner—vide G.O. No. 3711, Law (General), dated 1st October 1951.

STATEMENT XI.—FINANCIAL.

Statement showing the employment of convicts in the jails and subsidiary jails of the Madras State during the year 1956.

	(1)	(2)	(3)	(4)	(5)	(6)	(7)						
							Average number employed on working days.						
							On prison duties.						
		Average number not sentenced to labour.	Average number under sentence of labour on working days.	Average number sick.	Average number convalescent and infirm.	Average number not employed for other reasons.	A	B	C	D	E	F	G
							On remunerative labour.	Prison officers.	Prison servants.	Gardening and farm work.	Employed in preparing articles for use or consumption in jails.	Jail repairs.	Sanitation.
State total for 1956 ..	..	..	373-48	11,561-18	120-31	923-15	1,378-01	761-90	967-78	1,274-92	805-56	158-08	563-22
State total for 1955 ..	..	..	201-71	12,140-57	175-54	866-54	1,453-32	817-80	1,007-56	1,414-53	861-08	136-89	537-80

	(1)	(2)	(3)	(4)	(5)	(6)	(7)—cont.						
							Average number employed on working days—cont.						
							On jail buildings.			Manufactures.			J
		Additions and alterations.	New jails.	Full tasks.	Learners.	Total.	Public Works.	Other extramural labour.	Number hired out to municipalities or other private individuals.	Prison duties.	Manufactures and other remunerative labour.	Unremunerative labour.	Percentage of number in column (3) employed on (8) (9) (10) (11) (12) (13) (14) (15) (16) (17) (18) (19) (20) (21) (22) (23) (24) (25) (26) (27) (28) (29) (30) (31) (32) (33) (34) (35) (36) (37) (38) (39) (40) (41) (42) (43) (44) (45) (46) (47) (48) (49) (50) (51) (52) (53) (54) (55) (56) (57) (58) (59) (60) (61) (62) (63) (64) (65) (66) (67) (68) (69) (70) (71) (72) (73) (74) (75) (76) (77) (78) (79) (80) (81) (82) (83) (84) (85) (86) (87) (88) (89) (90) (91) (92) (93) (94) (95) (96) (97) (98) (99) (100)
State total for 1956 ..	..	..	26-66	26-33	..	..	4,347-06	..	7-55	38-21	40-93	0-45	20-41
State total for 1955 ..	..	..	51-15	7-55	..	..	4,740-74	51-60	4-95	39-34	39-52	0-59	20-55



**ADMINISTRATION REPORT OF THE**  
**STATEMENT XII-B.—FINANCIAL.**

*Comparative statement of manufactures of the jails in the Madras State during the year 1956.*

Serial number.

Serial number.	Jails.	Total value of articles manufactured during the year.				Percentage of labouring convicts employed on manufactures (last column of general Statement XI).	
		1955.		1956.		1955.	1956.
		RS.	A. P.	RS.	A. P.		
State total for 1956 ..	.. .. .	22,12,921	2 3	23,79,536	15 11	39.52	40.93

**STATEMENT XIII.—FINANCIAL.**

*Statement showing the net cost of the prisoners in jails and subsidiary jails of the Madras State during the year 1956.*

Serial number and jails.	(1)	Total cost of maintenance [col. (14) of Statement IX].		Average cost of maintenance per head [col. (14) of Statement IX].		Total "net profits" [col. (6) (a) of Statement XII-A].		Average "net profit" per head of average strength.		Net cost to Government [col. (2) minus col. (4)].		Average net cost per head of average strength [col. (3) minus col. (5)].	
		(2)		(3)		(4)		(5)		(6)		(7)	
		RS.	A.	RS.	A.	RS.	A.	RS.	A.	RS.	A.	RS.	A.
State total for 1956 ..	.. .. .	52,59,972	350 5	4,91 701 4	32 12	47,68,270 12	317 9						
State total for 1955 ..	.. .. .	51,89,313	332 1	5,68,283 13	36 6	46,21,059 3	295 11						

**STATEMENT XIV.—VITAL.**

*Statement showing the sickness and mortality among prisoners of all classes in the jails and subsidiary jails of the Madras State during the year 1956.*

(1)	(2)	(3)			(4)			(5)			(6)			
		Average daily strength.			Maximum population on any one day.			Number admitted into hospital.			Daily average number of sick.			
		M.	F.	Total.	M.	F.	Total.	M.	F.	Total.	M.	F.	Total.	
Convicts ..	.. .. .	12,005.96	389.50	12,395.46	.. .. .	1,793	44	1,837	115.85	0.22	111.07			
Undertrials ..	.. .. .	2,500.56	84.52	2,585.08	.. .. .	459	18	477	8.50	0.39	8.89			
Civil ..	.. .. .	34.06	..	34.06	.. .. .	13	..	13	1.09	..	1.09			
Security prisoners.	.. .. .	..	..	..	.. .. .	..	..	..	..	..	..			
Civil lunatics ..	.. .. .	..	..	..	.. .. .	..	..	..	..	..	..			
State total for 1956 ..	.. .. .	13,909	639	14,548	14,540.58	474.02	15,014.60	.. .. .	2,252	62	2,314	120.44	0.61	121.05
State total for 1955 ..	.. .. .	16,017	718	16,735	15,068.54	560.14	15,628.68	.. .. .	2,958	93	3,051	172.39	2.90	175.29

(7)	Number of deaths in and out of hospital.	(8) Ratio per mille of average strength.													
		A			B			C			D				
		Of admissions into hospital.			Of daily average number of sick.			Of deaths from all causes except cholera.			Of deaths from all causes both in and out of hospitals.				
M.	F.	Total.	M.	F.	Total.	M.	F.	Total.	M.	F.	Total.	M.	F.	Total.	
Convicts ..	43	1	44	149.34	112.97	148.20	9.23	0.56	9.77	3.58	2.57	3.55	3.58	2.57	3.55
Undertrials ..	8	..	8	183.56	212.97	184.53	3.41	4.61	3.05	3.20	..	3.09	3.20	..	3.09
Civil ..	..	..	..	381.68	..	381.68	32.00	..	32.00	..	..	..	..	..	..
Security prisoners.	..	..	..	..	..	..	..	..	..	..	..	..	..	..	..
Civil lunatics ..	..	..	..	..	..	..	..	..	..	..	..	..	..	..	..
State total for 1956 ..	51	1	52	154.88	132.91	154.12	8.28	1.29	8.06	3.51	2.10	3.46	3.51	2.10	3.46
State total for 1955 ..	64	..	64	196.30	166.03	195.22	11.44	5.13	11.22	4.25	..	4.10	4.25	..	4.10

STATEMENT XV.—VITAL.

Statement showing the admissions and deaths from the chief diseases among the convicts in the jails of the Madras State during the year 1956.

(1)	(2)														(3)	(4)				
	A		B		C		D		E		F		G				H		I	
	Cholera.		Dysentery.		Malarial fever.		Pulmonary tuberculosis and haemoptysis due to tuberculosis.		Other tubercular diseases.		Anaemia and debility.		Other general diseases.				Pneumonia.		Other respiratory diseases.	
	A.	D.	A.	D.	A.	D.	A.	D.	A.	D.	A.	D.	A.	D.	A.	D.	A.	D.		
State total for 1956.	..	..	184	..	94	1	156	4	7	..	44	1	832	34	18	..	72	1		
State total for 1955.	..	..	147	2	59	..	161	8	13	1	76	7	1,582	36	44	2	151	3		

	(2)-cont.				(3)								(4)					
	J		K		Ratios of admissions and of deaths per mille of average strength from								Number of deaths according to length of time passed in the jail.					
	Diarrhoea.		Abscesses, boils and ulcer of all kinds.		Cholera.		Dysentery.		Malarial fever.		Pneumonia.		Diarrhoea.		All causes.		Within six months.	More than six months.
	A.	D.	A.	D.	A.	D.	A.	D.	A.	D.	A.	D.	A.	D.	A.	D.		
State total for 1956*	4	..	72	..	..	..	16.31	..	8.28	0.09	1.58	..	0.35	..	136.62	3.61	24	*19
State total for 1955.	12	3	66	..	..	..	12.74	0.17	5.11	..	3.81	0.17	1.04	0.26	200.22	5.37	39	23

\* Includes one suicide and one release on Medical grounds.

STATEMENT XVIII.

Statement showing the particulars regarding prisoners under trial in the jails and subsidiary jails of the Madras State during the year 1956.

(1)	(2)		(3)		(4)			(5)			(6)				
	Number remaining at the close of the previous year.		Number received.		Total population.			Daily average number.			Released.				
	M.	F.	M.	F.	M.	F.	Total.	M.	F.	Total.	M.	F.	Total.		
State total for 1956	..	..	2,373	61	79,361	3,634	81,734	3,695	85,429	2,530.56	84.52	2,585.08	44,031	2,263	46,294
State total for 1955	..	..	2,966	105	78,833	3,215	81,799	3,320	85,119	2,909.16	96.70	3,005.86	33,927	1,946	40,873

(1)	(7)			(8)			(9)			(10)			(11)				
	Convicted and sentenced.			Transferred, etc.			Escaped.			Died.			Remaining on 31st December, 1956.				
	M.	F.	Total.	M.	F.	Total.	M.	F.	Total.	M.	F.	Total.	M.	F.	Total.		
State total for 1956	..	..	22,597	899	23,496	12,875	413	13,238	7	..	7	8	..	9	† 2,085	113	2,198
State total for 1955	..	..	23,672	912	24,584	16,822	401	17,223	3	..	3	2	..	2	2,373	61	2,434

\* Allotted to Mysore and Kerala States due to reorganization of States. † Figures relating to the Residuary States.

STATEMENT B.—MISCELLANEOUS.

Statement showing the condition of the prisoners released from the jails of the Madras State during the year 1956.

(1)	(2)	(3)	Number who had gained weight.					Number who had lost weight.				(13)					
			Number released during the year.	Number who had neither gained nor lost weight.	(a)	(b)	(c)	(d)	Total.	(e)	(f)		(g)	Total.			
															Up to 1 lb.	From 1 to 5 lb.	From 5 to 10 lb.
State total for 1956	..	..	..	..	..	56,378	19,869	13,576	17,337	4,083	769	35,765	393	237	89	25	744
State total for 1955	..	..	..	..	..	57,081	22,778	12,442	14,888	4,535	1,030	32,895	562	594	189	63	1,408

STATEMENT C.

Statement showing the working of the remission system in the jails of the Madras State during the year 1956.

(1)	(2)	Number of convicts released during the year who gained remission.				Maximum remission in days gained by any convict released during the year.				Average remission gained by the convicts entered in columns (3) to (6).				Maximum gratuity earned by any convict released during the year.			Average gratuity earned by the convicts entered in columns (8) to (11).			
		Sentenced to				Sentenced to				Sentenced to				RS. A. P.			RS. A. P.			
		Not exceeding one year.	Over one but not exceeding two years.	Over two but not exceeding five years.	Over five years.	Not exceeding one year.	Over one but not exceeding two years.	Over two but not exceeding five years.	Over five years.	Not exceeding one year.	Over one but not exceeding two years.	Over two but not exceeding five years.	Over five years.							
State total for 1956	.. .. .	10,334	608	405	110	82	167	431	3,716	19	94	213	957	45	12	0	0	2	0	
State total for 1955	.. .. .	11,841	784	381	52	85	173	447	3,702	20	84	207	911	43	4	0	0	1	3	

STATEMENT H.

Statement showing the number of prisoners sentenced to simple imprisonment in default of payment of fine or failure to furnish security and admitted into the jails and subsidiary jails of the Madras State during the year 1956.


(G.O. No. 5664, Home, dated 28th October 1939.)

	Numbers according to length of sentence.													Total.					
	A		B		C		D		E		F		G		H		M.	F.	Total.
	Not exceeding one month.	Above one month and not exceeding three months.	Above three months and not exceeding six months.	Above six months and not exceeding one year.	Above one year and not exceeding two years.	Above two years and not exceeding five years.	Above five years and not exceeding ten years.	Exceeding ten years.	M.	F.	M.	F.	M.	F.	M.	F.			
State total for 1956	7,639	145	374	37	88	43	8	1	..	..	..	..	..	..	..	8,153	182	8,335	
State total for 1955	9,290	362	504	62	123	75	2	..	..	..	..	..	..	..	..	9,994	433	10,427	

APPENDIX TO STATEMENT II (for convicts only).

Statement showing the age of children, juveniles and adolescents admitted into the jails and subsidiary jails of the Madras State during the year 1956.

	Children under 14 years.										14 to 15 years.		16 to 20 years.		Adolescents from 21 to 23 years.	
	M.		F.		M.		F.		M.		F.		M.		F.	
	M.	F.	M.	F.	M.	F.	M.	F.	M.	F.	M.	F.	M.	F.	M.	F.
State total for 1956	..	..	..	..	..	19	..	20	2	9,740	306	10,571	353			
State total for 1955	..	..	..	..	..	18	..	52	2	8,467	385	9,724	445			



தமிழ்நாடு ஆவணக்காப்பக நூலகம்,  
எழும்பூர், சென்னை-600 008.

தவணைத்தாள்.

சே. எண் :

ப. எண் :

வழங்கிய நாள். (1)	திரும்பிய நாள். (2)	வழங்கிய நாள். (1)	திரும்பிய நாள். (2)

S.F. 259A-6-1,00,000-30-1-84.